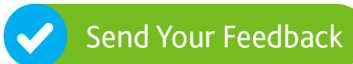


ISSUER IN-DEPTH

28 September 2022



Contacts

Steffen Dyck +49.69.70730.942
Senior Vice President
steffen.dyck@moodys.com

Ellen Kockum +33.153.303.396
Associate Analyst
ellen.kockum@moodys.com

Dietmar Hornung +49.69.70730.790
Associate Managing Director
dietmar.hornung@moodys.com

Alejandro Olivo +1.212.553.3837
MD-Sovereign/Sub Sovereign
alejandro.olivo@moodys.com

CLIENT SERVICES

Americas 1-212-553-1653

Asia Pacific 852-3551-3077

Japan 81-3-5408-4100

EMEA 44-20-7772-5454

Government of Greece

FAQ on growth, debt, banks and politics

[Greece](#) (Ba3 stable) has recorded one of the strongest recoveries from the pandemic in Europe, which has supported an improvement in its core credit metrics. In this FAQ, we answer questions about the sustainability of these improvements and the key risks Greece faces in the near future.

- » **Is Greece likely to sustain one of the highest growth rates in Europe?** A strong tourism sector, domestic consumption and investment will drive healthy real GDP growth of 5.3% in 2022. However, growth will slow sharply to 1.8% in 2023, as high energy prices feed through to broader price pressures and weaken household purchasing power and rising interest rates will weigh on investment. Beyond next year, structural factors like Greece's rapidly ageing population will continue to impede the economy's long-term growth potential at around 1.2%.
- » **Is Greece's debt pile still its primary credit challenge, and what are the key risks to look out for?** Government debt has declined to 193.3% of GDP at the end of 2021 from 206.3% in 2020 and we project nominal GDP growth and primary surpluses from 2023 on will support further declines to 154% by 2026. However, Greece will still have one of the highest debt burdens globally by then. The government's cash buffer and an average time to maturity of more than 18 years reduce immediate liquidity risks, but maintaining the confidence of its official-sector creditors is crucial to ensuring Greece's debt sustainability.
- » **Have conditions in the banking sector improved?** Despite inflationary pressures and signs of an economic slowdown, our outlook on the Greek banking sector remains positive, predominantly because of the progress banks have made in reducing their non-performing loans from almost 50% during the euro debt crisis to 9.5% now. The improvement in asset quality will support banks' organic profitability, and in turn will support economic growth and limit the government's contingent-liability risks.
- » **How big a risk do elections next year pose to Greece's credit profile?** A changed election law that scraps bonus seats and introduces a purer system of proportional representation makes two rounds of elections likely, which we expect in spring 2023. It could take a number of weeks or more to form a coalition government. We see a low risk of reforms being rolled back or a material change in fiscal and economic policies.

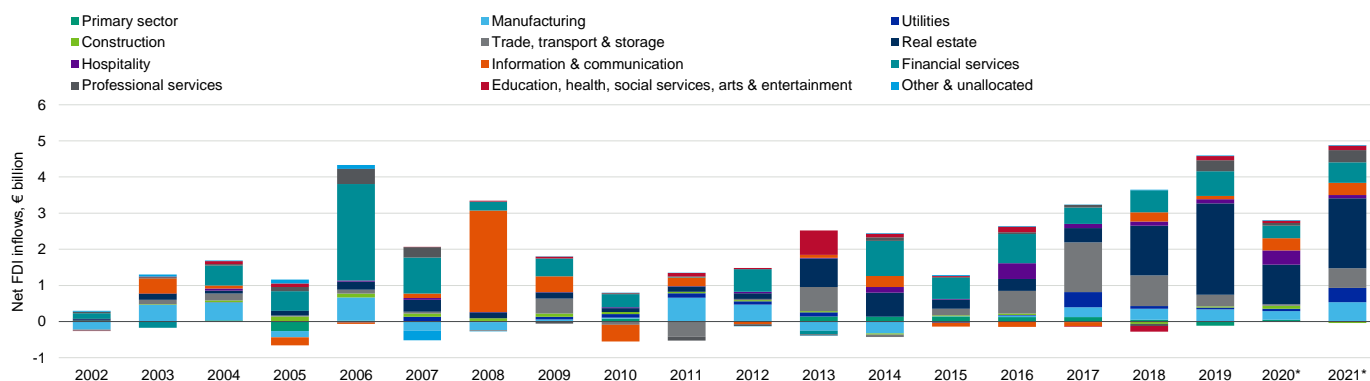
This publication provides an update on the sovereign credit profile and may also discuss the likely credit implications of a new development or trend for the sovereign. It does not announce a credit rating action.

Is Greece likely to sustain one of the highest growth rates in Europe?

The Greek economy has rebounded strongly from the pandemic and is actually 5% larger in real terms than it was in the fourth quarter of 2019, which exceeds the average recovery in Europe. We also expect a strong tourism sector, domestic consumption and investment, as well as goods exports will drive healthy real GDP growth of 5.3% in 2022, compared to the EU-27 average of 3.3%.

Foreign direct investment (FDI) inflows are at record levels, having increased 74.3% in 2021 and up 60% year-on-year in the first half of this year, reflecting Greece's attractiveness for investment also as a result of structural reforms and privatization efforts over the past years (see Exhibit 1). FDI has broadened into sectors like IT and green entrepreneurship which will support long-term growth potential. Greece's direct trade, tourism or financial exposures to the Russia-Ukraine crisis are limited.

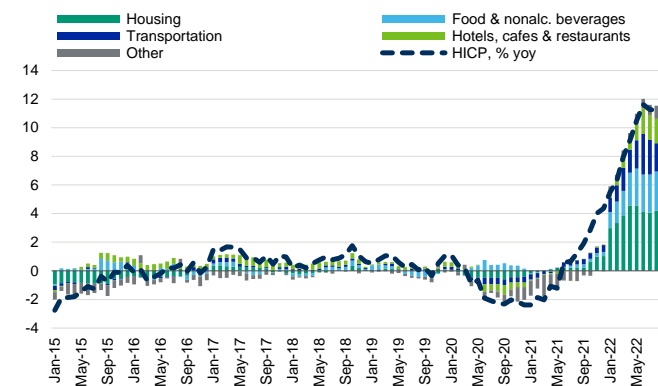
Exhibit 1
Foreign direct investment has hit record highs and will support future growth
 Net FDI inflows, € billion



*provisional
 Source: Bank of Greece, Moody's Investors Service

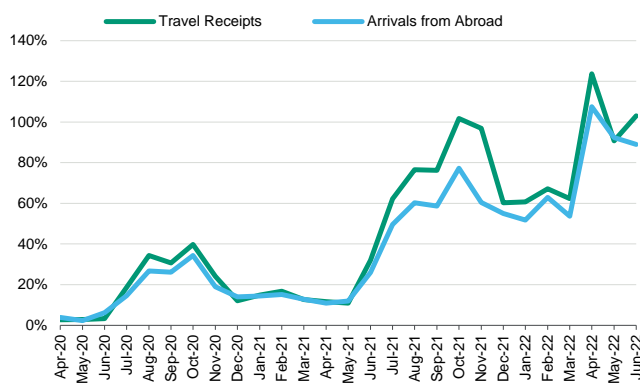
However, we forecast growth will slow sharply to 1.8% in 2023, as high energy prices feed through to broader price pressures and weaken the purchasing power of households (see Exhibit 2). Rising interest rates will also start to weigh on investment. Given the strong recovery in tourism in 2022 (see Exhibit 3), there is also limited further upside in the sector. A deeper-than-expected recession in key source countries like [Germany](#) (Aaa stable) is also a key risk to growth.

Exhibit 2
High energy prices are driving a rise in consumer price inflation, but core inflation is also rising
 Contribution to headline inflation, percentage points



Source: Elstat, Moody's Investors Service

Exhibit 3
Tourist arrivals and revenues have increased
 % of the respective month in 2019



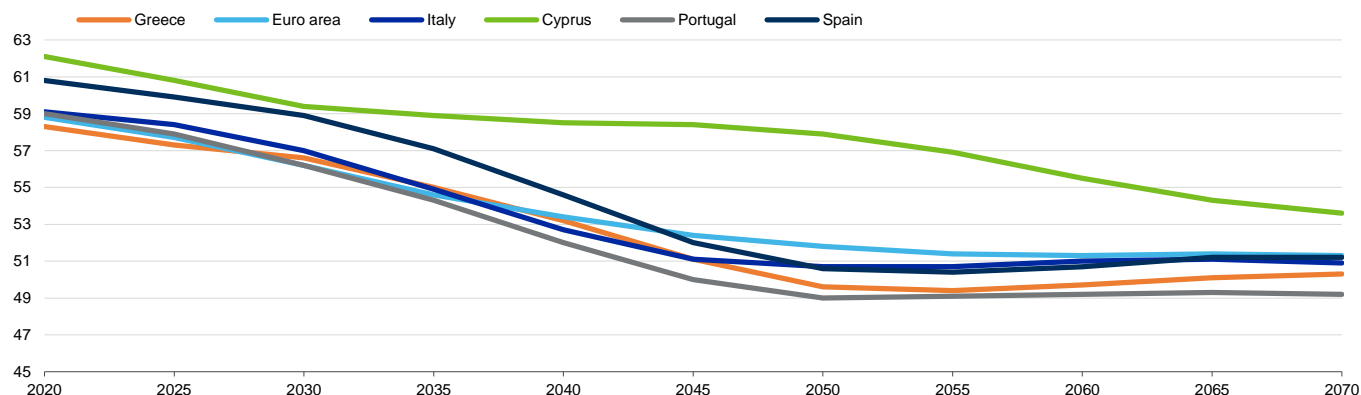
Sources: Bank of Greece, Moody's Investors Service

This publication does not announce a credit rating action. For any credit ratings referenced in this publication, please see the issuer/deal page on <https://ratings.moody.com> for the most updated credit rating action information and rating history.

Beyond next year, structural factors will continue to impede the Greek economy's growth potential at around 1.2%. The government has started to address low savings and investment rates by reducing tax rates, easing regulations, improving the investment licensing framework and pushing ahead with privatisations. However, Greece's population is ageing rapidly and experienced significant brain drain during the financial and euro debt crises. According to Eurostat's baseline projections, the share of people aged 20 to 64 years in Greece will shrink almost nine percentage points (pp) by 2050 (see Exhibit 4).

Exhibit 4

Greece and Portugal will experience some of the most rapid population ageing in Europe Working age people (20-64), % of total population



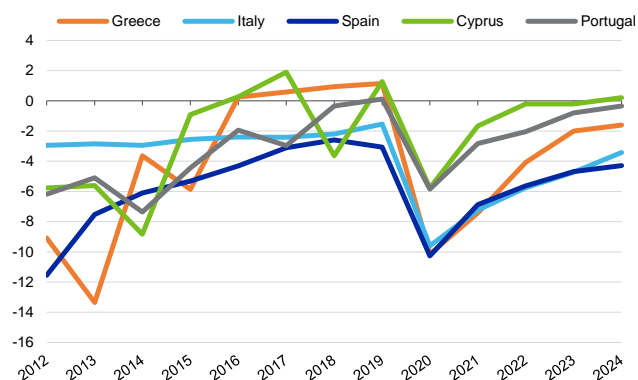
Source: Eurostat, Moody's Investors Service

As a result, any sustained acceleration in Greece's future growth potential beyond 2025 will hinge on a boost in investment and productivity increases. In this regard, money from the [European Union](#) (EU, Aaa stable) recovery funds and associated reforms disbursement is tied to is a positive. Assuming Greece realizes 90% of the loans and all grants allocated to it, the IMF estimated that NGEU would add 0.6 percentage points to real GDP growth annually between 2022-26. The government received €4 billion in pre-financing in August 2021 and another €3.6 billion in April 2022. Greece is also on track to meet the reform milestones needed to unlock the next disbursement and we expect a payment request to be made before the end of the year.

Is Greece's debt pile still its primary credit challenge and what are the key risks to look out for?

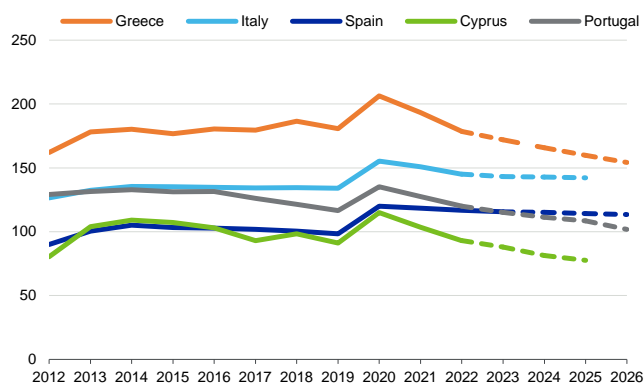
Greece's government debt burden has declined to 193.3% of GDP at the end of 2021 from 206.3% in 2020 and we project nominal GDP growth and a return to primary surpluses from 2023 will support further declines to 154% by 2026. However, Greece will still have one of the highest debt burdens globally by then, below only [Japan](#) (A1 stable). The impact from adverse demographics on government finances is cushioned by the effects of past pension reforms: in the latest Ageing Report the European Commission (EC) projects Greece's ageing costs to decline by 3.7 pp between 2019 and 2070, which is the largest projected decline in the euro area and the EU.

Exhibit 5
Greece will make rapid improvements in its fiscal balances
General government fiscal balance, % of GDP



Sources: Eurostat, Moody's Investors Service

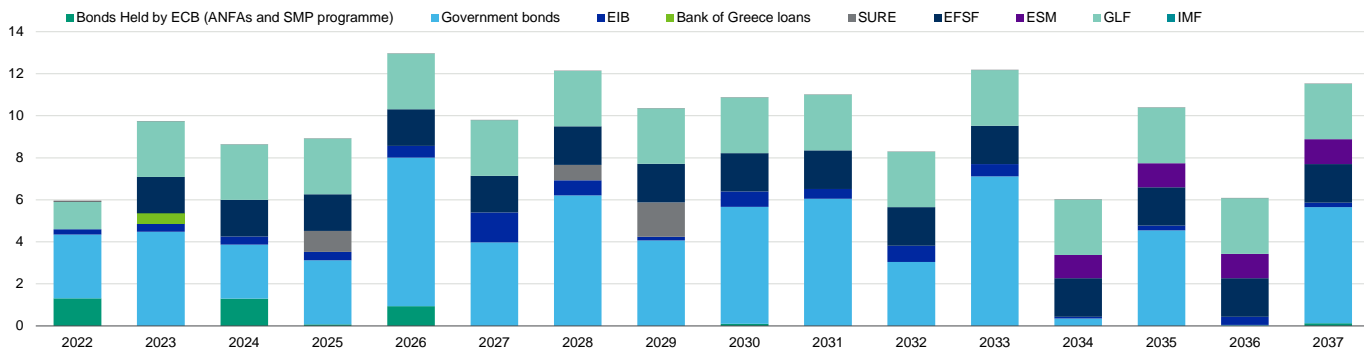
Exhibit 6
Growth and primary surpluses will drive a steady reduction in Greece's debt burden
General government debt, % of GDP



Sources: Eurostat, Moody's Investors Service

The government's cash buffer which covers funding needs worth around 2-3 years and an average time to maturity of more than 18 years reduce immediate liquidity risks and largely shields Greece from rising government bond yields. In addition, around 80% of central government debt is held by official creditors like for instance the [European Stability Mechanism](#) (ESM, Aaa stable) and other euro area institutions, which have agreed to a spread out Greece's repayment profile (see Exhibit 7).

Exhibit 7
The government's debt repayments are evenly spread out
€ billion

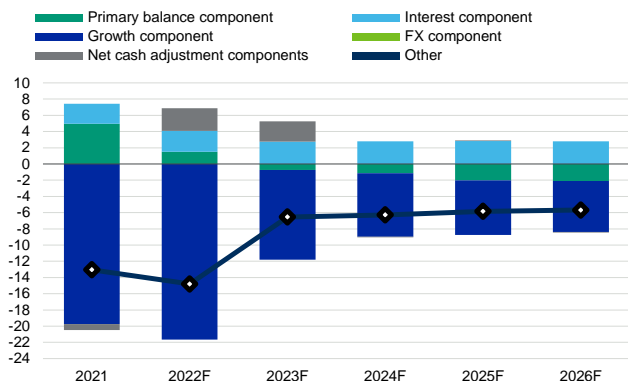


Excluding T-bills
Source: PDMA, Moody's Investors Service

However, the sustainability of Greece's debt burden remains contingent on support from euro-area creditors, including ad hoc support from the ECB. The Greek government has also sizable contingent liabilities to public-sector entities in financial services, to a large part because of guarantees issued to securitize nonperforming loans (NPLs) under the Hercules scheme. According to IMF estimates, the crystallization of contingent liabilities related to the Hercules scheme alone could lift Greece's debt burden by around 14 pp of GDP. Improvements in bank profitability alongside higher interest rates and solid economic growth limit the risks however (see Question 3).

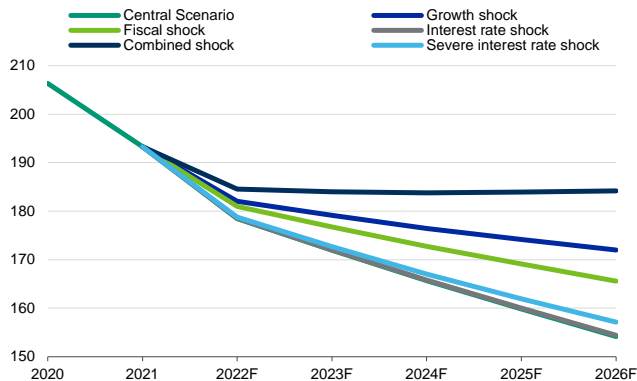
Instead, a significant slowdown in the economy is the key risk to the government's debt trajectory, rather than rising interest rates or fiscal loosening. A fall in nominal growth of 2.3 pp over the next five years compared to our baseline forecasts would add 17.8 pp to Greece's debt/GDP ratio. However, even in this scenario, debt would still be 21.3 pp lower than it was in 2021 (see Exhibits 8 & 9).

Exhibit 8
Growth is crucial to Greece's debt trajectory
 Contribution to changes in government debt, pp



Source: Moody's Investors Service

Exhibit 9
Government debt reduction would slow if the economy did as well
 General Government Debt, % of GDP

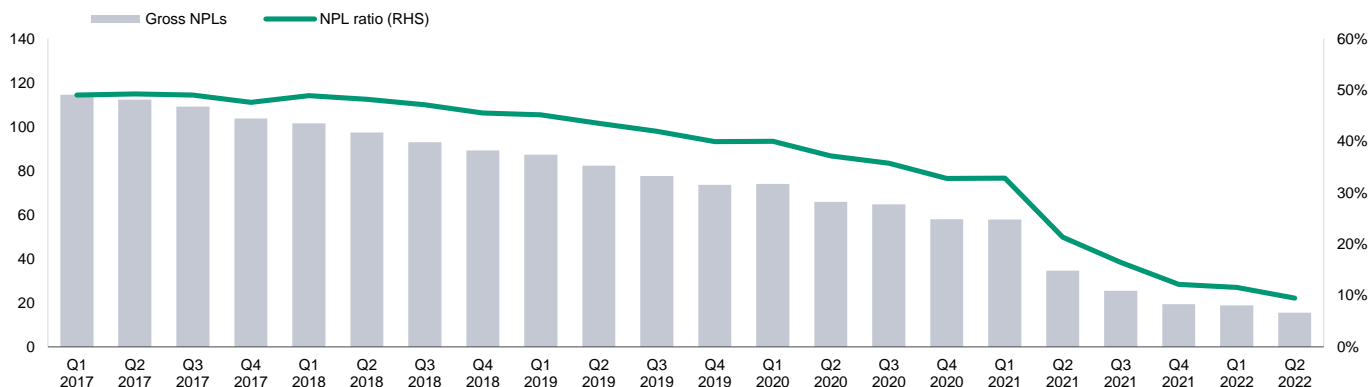


Shocks are based on 10 year historical standard deviation
 Sources: Moody's Investors Service

Have conditions in the banking sector improved?

Despite inflationary pressures and signs of an economic slowdown, our outlook on the Greek banking sector remains positive, predominantly because of the good progress banks have made in reducing the sector's NPLs (see Exhibit 10). Moreover, problem loans should continue to fall as banks offload NPLs and provide loans to companies who have survived the crisis years and are more resilient as a result. Nevertheless, both the IMF and EC have stressed the need to be vigilant on pandemic-related lending, as well as the effects of rising residential real estate prices and interest rates on borrowers, although provisioning is sufficient to limit risks to banks' solvency.

Exhibit 10
Non-performing loans in the banking sector have fallen steadily in recent years
 € billion (left) and % of total loans (right)



Source: Bank of Greece, Moody's Investors Service

Capital levels will stabilise because banks took the bulk of NPL securitisation losses upfront in 2020-21. Funding and liquidity will remain sound as customer deposits increase (deposits increased €36 billion during 2020 and 2021 because of lockdowns, lack of consumption opportunities). As such, Greece has one of the lowest loan-to-deposit ratios (around 65%) in the euro area.

Higher interest rates and good loan demand will lead to an improvement in banks' profitability. Consequently, we expect banks to start gradually to pay some modest dividends to shareholders, while ensuring that they remain comfortably above capital requirements.

Collectively, these conditions will enable the banking sector to support the economy. However, a healthier banking system also reduces contingent liability risks to the government balance sheet.

How big a risk do elections next year pose to Greece's credit profile?

The domestic political environment in Greece has been relatively stable since general elections in July 2019 gave the country its first single-party parliamentary majority since 2009. However, this government's term is up next year and changes introduced by the previous Syriza-led government in 2016 that scrap bonus seats and introduce a purer system of proportional representation make it highly unlikely that any single party will gain an absolute majority, or enough seats to form a stable coalition. A second round of voting is therefore our base case, and it will take a number of weeks or longer for a government to be in place.

Based on recent opinion polls (see Exhibit 11), support for Prime Minister Mitsotakis' New Democracy (ND) party has been in steady decline from a peak of around 48% in mid-2020 to around 36% currently. The biggest gains have been made by KINAL/PASOK, support for whom has grown from less than 10% up until late 2021 to close to 13% currently. Alexis Tsipras' Syriza party has been hovering around 27% for most of the time since the 2019 elections.

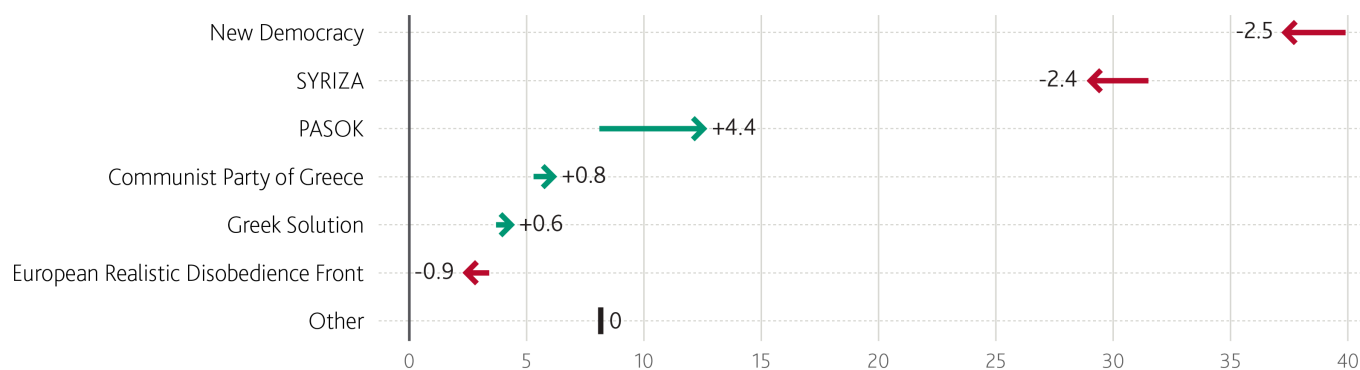
Based on these numbers and the changes to bonus seats, no party is likely be able to obtain a majority and any coalition arithmetic would be very difficult, especially because a recent wiretapping scandal involving KINAL/PASOK leader Nikos Androulakis and a few journalists through Greece's National Intelligence Service presents an obstacle to a coalition between ND and KINAL. A second election is therefore highly likely, under which bonus seats would be reintroduced following ND legislation in 2020 (20 extra seats for the winning party list, plus extra seats for parties receiving between 20% and 40% of the popular vote).

While we expect it will take longer to form a government, the risk of reforms being rolled back on or a material change in fiscal and economic policy course is low. Nevertheless, political risks remain elevated because its creditors demand Greece continue to pursue prudent fiscal policies and implement further institutional and structural economic reforms.

Exhibit 11

New Democracy and Syriza poll below their 2019 results

Results from polling carried out between 19-21 September 2022 compared to 2019 election outcome, % and pp



Red arrows signal a weaker, green arrows a stronger polling result than in the 2019 election.

Source: Alco/Open, Moody's Investors Service

Moody's related publications

- » **Credit Opinion:** [Government of Greece – Ba3 stable: Update following rating affirmation, outlook unchanged](#), 20 September 2022
- » **Sector Comment:** [Europe – Liquidity challenges in Europe's energy markets prompt further government intervention](#), 12 September 2022
- » **Outlook:** [Global Macro Outlook 2022-23 \(August 2022 Update\) Global growth slackens as tighter financial conditions permeate the economy](#), 31 August 2022
- » **Sector In-Depth:** [Sovereign – Europe Looming gas crisis intensifies credit pressures for Europe's most exposed sovereigns](#), 11 August 2022
- » **Sector In-Depth:** [Sovereigns – Europe: Credit-negative stagflation scenario now more likely in the EU, but country-specific exposures vary](#), 2 August 2022
- » **Sector Comment:** [Sovereign – Europe: Wildfires and droughts will intensify inflation and increase government spending, a credit negative](#), 26 July 2022
- » **Sector Comment:** [Macroeconomics – Europe: ECB delivers 50bp hike and unveils antifragmentation tool](#), 25 July 2022
- » **Issuer In-Depth:** [Government of Greece - Ba3 stable: Annual credit analysis](#), 5 April 2022
- » **Rating Methodology:** [Sovereign Ratings Methodology](#), 25 November 2019

© 2022 Moody's Corporation, Moody's Investors Service, Inc., Moody's Analytics, Inc. and/or their licensors and affiliates (collectively, "MOODY'S"). All rights reserved. CREDIT RATINGS ISSUED BY MOODY'S CREDIT RATINGS AFFILIATES ARE THEIR CURRENT OPINIONS OF THE RELATIVE FUTURE CREDIT RISK OF ENTITIES, CREDIT COMMITMENTS, OR DEBT OR DEBT-LIKE SECURITIES, AND MATERIALS, PRODUCTS, SERVICES AND INFORMATION PUBLISHED BY MOODY'S (COLLECTIVELY, "PUBLICATIONS") MAY INCLUDE SUCH CURRENT OPINIONS. MOODY'S DEFINES CREDIT RISK AS THE RISK THAT AN ENTITY MAY NOT MEET ITS CONTRACTUAL FINANCIAL OBLIGATIONS AS THEY COME DUE AND ANY ESTIMATED FINANCIAL LOSS IN THE EVENT OF DEFAULT OR IMPAIRMENT. SEE APPLICABLE MOODY'S RATING SYMBOLS AND DEFINITIONS PUBLICATION FOR INFORMATION ON THE TYPES OF CONTRACTUAL FINANCIAL OBLIGATIONS ADDRESSED BY MOODY'S CREDIT RATINGS. CREDIT RATINGS DO NOT ADDRESS ANY OTHER RISK, INCLUDING BUT NOT LIMITED TO: LIQUIDITY RISK, MARKET VALUE RISK, OR PRICE VOLATILITY. CREDIT RATINGS, NON-CREDIT ASSESSMENTS ("ASSESSMENTS"), AND OTHER OPINIONS INCLUDED IN MOODY'S PUBLICATIONS ARE NOT STATEMENTS OF CURRENT OR HISTORICAL FACT. MOODY'S PUBLICATIONS MAY ALSO INCLUDE QUANTITATIVE MODEL-BASED ESTIMATES OF CREDIT RISK AND RELATED OPINIONS OR COMMENTARY PUBLISHED BY MOODY'S ANALYTICS, INC. AND/OR ITS AFFILIATES. MOODY'S CREDIT RATINGS, ASSESSMENTS, OTHER OPINIONS AND PUBLICATIONS DO NOT CONSTITUTE OR PROVIDE INVESTMENT OR FINANCIAL ADVICE, AND MOODY'S CREDIT RATINGS, ASSESSMENTS, OTHER OPINIONS AND PUBLICATIONS ARE NOT AND DO NOT PROVIDE RECOMMENDATIONS TO PURCHASE, SELL, OR HOLD PARTICULAR SECURITIES. MOODY'S CREDIT RATINGS, ASSESSMENTS, OTHER OPINIONS AND PUBLICATIONS DO NOT COMMENT ON THE SUITABILITY OF AN INVESTMENT FOR ANY PARTICULAR INVESTOR. MOODY'S ISSUES ITS CREDIT RATINGS, ASSESSMENTS AND OTHER OPINIONS AND PUBLISHES ITS PUBLICATIONS WITH THE EXPECTATION AND UNDERSTANDING THAT EACH INVESTOR WILL, WITH DUE CARE, MAKE ITS OWN STUDY AND EVALUATION OF EACH SECURITY THAT IS UNDER CONSIDERATION FOR PURCHASE, HOLDING, OR SALE.

MOODY'S CREDIT RATINGS, ASSESSMENTS, OTHER OPINIONS, AND PUBLICATIONS ARE NOT INTENDED FOR USE BY RETAIL INVESTORS AND IT WOULD BE RECKLESS AND INAPPROPRIATE FOR RETAIL INVESTORS TO USE MOODY'S CREDIT RATINGS, ASSESSMENTS, OTHER OPINIONS OR PUBLICATIONS WHEN MAKING AN INVESTMENT DECISION. IF IN DOUBT YOU SHOULD CONTACT YOUR FINANCIAL OR OTHER PROFESSIONAL ADVISER.

ALL INFORMATION CONTAINED HEREIN IS PROTECTED BY LAW, INCLUDING BUT NOT LIMITED TO, COPYRIGHT LAW, AND NONE OF SUCH INFORMATION MAY BE COPIED OR OTHERWISE REPRODUCED, REPACKAGED, FURTHER TRANSMITTED, TRANSFERRED, DISSEMINATED, REDISTRIBUTED OR RESOLD, OR STORED FOR SUBSEQUENT USE FOR ANY SUCH PURPOSE, IN WHOLE OR IN PART, IN ANY FORM OR MANNER OR BY ANY MEANS WHATSOEVER, BY ANY PERSON WITHOUT MOODY'S PRIOR WRITTEN CONSENT.

MOODY'S CREDIT RATINGS, ASSESSMENTS, OTHER OPINIONS AND PUBLICATIONS ARE NOT INTENDED FOR USE BY ANY PERSON AS A BENCHMARK AS THAT TERM IS DEFINED FOR REGULATORY PURPOSES AND MUST NOT BE USED IN ANY WAY THAT COULD RESULT IN THEM BEING CONSIDERED A BENCHMARK.

All information contained herein is obtained by MOODY'S from sources believed by it to be accurate and reliable. Because of the possibility of human or mechanical error as well as other factors, however, all information contained herein is provided "AS IS" without warranty of any kind. MOODY'S adopts all necessary measures so that the information it uses in assigning a credit rating is of sufficient quality and from sources MOODY'S considers to be reliable including, when appropriate, independent third-party sources. However, MOODY'S is not an auditor and cannot in every instance independently verify or validate information received in the rating process or in preparing its Publications.

To the extent permitted by law, MOODY'S and its directors, officers, employees, agents, representatives, licensors and suppliers disclaim liability to any person or entity for any indirect, special, consequential, or incidental losses or damages whatsoever arising from or in connection with the information contained herein or the use of or inability to use any such information, even if MOODY'S or any of its directors, officers, employees, agents, representatives, licensors or suppliers is advised in advance of the possibility of such losses or damages, including but not limited to: (a) any loss of present or prospective profits or (b) any loss or damage arising where the relevant financial instrument is not the subject of a particular credit rating assigned by MOODY'S.

To the extent permitted by law, MOODY'S and its directors, officers, employees, agents, representatives, licensors and suppliers disclaim liability for any direct or compensatory losses or damages caused to any person or entity, including but not limited to by any negligence (but excluding fraud, willful misconduct or any other type of liability that, for the avoidance of doubt, by law cannot be excluded) on the part of, or any contingency within or beyond the control of, MOODY'S or any of its directors, officers, employees, agents, representatives, licensors or suppliers, arising from or in connection with the information contained herein or the use of or inability to use any such information.

NO WARRANTY, EXPRESS OR IMPLIED, AS TO THE ACCURACY, TIMELINESS, COMPLETENESS, MERCHANTABILITY OR FITNESS FOR ANY PARTICULAR PURPOSE OF ANY CREDIT RATING, ASSESSMENT, OTHER OPINION OR INFORMATION IS GIVEN OR MADE BY MOODY'S IN ANY FORM OR MANNER WHATSOEVER.

Moody's Investors Service, Inc., a wholly-owned credit rating agency subsidiary of Moody's Corporation ("MCO"), hereby discloses that most issuers of debt securities (including corporate and municipal bonds, debentures, notes and commercial paper) and preferred stock rated by Moody's Investors Service, Inc. have, prior to assignment of any credit rating, agreed to pay to Moody's Investors Service, Inc. for credit ratings opinions and services rendered by it fees ranging from \$1,000 to approximately \$5,000,000. MCO and Moody's Investors Service also maintain policies and procedures to address the independence of Moody's Investors Service credit ratings and credit rating processes. Information regarding certain affiliations that may exist between directors of MCO and rated entities, and between entities who hold credit ratings from Moody's Investors Service and have also publicly reported to the SEC an ownership interest in MCO of more than 5%, is posted annually at www.moody.com under the heading "Investor Relations — Corporate Governance — Director and Shareholder Affiliation Policy."

Additional terms for Australia only: Any publication into Australia of this document is pursuant to the Australian Financial Services License of MOODY'S affiliate, Moody's Investors Service Pty Limited ABN 61 003 399 657 AFSL 336969 and/or Moody's Analytics Australia Pty Ltd ABN 94 105 136 972 AFSL 383569 (as applicable). This document is intended to be provided only to "wholesale clients" within the meaning of section 761G of the Corporations Act 2001. By continuing to access this document from within Australia, you represent to MOODY'S that you are, or are accessing the document as a representative of, a "wholesale client" and that neither you nor the entity you represent will directly or indirectly disseminate this document or its contents to "retail clients" within the meaning of section 761G of the Corporations Act 2001. MOODY'S credit rating is an opinion as to the creditworthiness of a debt obligation of the issuer, not on the equity securities of the issuer or any form of security that is available to retail investors.

Additional terms for Japan only: Moody's Japan K.K. ("MJKK") is a wholly-owned credit rating agency subsidiary of Moody's Group Japan G.K., which is wholly-owned by Moody's Overseas Holdings Inc., a wholly-owned subsidiary of MCO. Moody's SF Japan K.K. ("MSFJ") is a wholly-owned credit rating agency subsidiary of MJKK. MSFJ is not a Nationally Recognized Statistical Rating Organization ("NRSRO"). Therefore, credit ratings assigned by MSFJ are Non-NRSRO Credit Ratings. Non-NRSRO Credit Ratings are assigned by an entity that is not a NRSRO and, consequently, the rated obligation will not qualify for certain types of treatment under U.S. laws. MJKK and MSFJ are credit rating agencies registered with the Japan Financial Services Agency and their registration numbers are FSA Commissioner (Ratings) No. 2 and 3 respectively.

MJKK or MSFJ (as applicable) hereby disclose that most issuers of debt securities (including corporate and municipal bonds, debentures, notes and commercial paper) and preferred stock rated by MJKK or MSFJ (as applicable) have, prior to assignment of any credit rating, agreed to pay to MJKK or MSFJ (as applicable) for credit ratings opinions and services rendered by it fees ranging from JPY100,000 to approximately JPY550,000,000.

MJKK and MSFJ also maintain policies and procedures to address Japanese regulatory requirements.

REPORT NUMBER 1342167