For UBS marketing purposes

Billionaire Ambitions Report 2024

Wealth in motion

10th edition:
taking the long view
from 2015 to 2024

UBS

Contents

Foreword
› page 5

Executive summary
› page 6

Section 1
Spotlight on 10 years

Global wealth creation flatlines in era of slowbalization
› page 8

Section 2
Survey of billionaires' views and ambitions

Proud of family legacies and giving gets strategic
› page 28

Section 3
Wealth tracker

2024: a year led by technology, with big regional differences
› page 44

Section 4
Outlook
› page 52

Methodology and glossary
› page 54

About us
› page 56

Foreword

The UBS Billionaire Ambitions Report is the longest-running and most comprehensive study of the current era of billionaire wealth.

For 10 years, the report has been chronicling the growth and investment of great wealth, as well as how it's being preserved for future generations and used to have a positive effect on society. This tenth-anniversary edition looks back over the report's discoveries of the past 10 years to identify the key developments in billionaire wealth.

Taking a longer view like this can reveal themes that aren't evident from examining a single year. Since 2015, the number of billionaires has risen by more than half and their combined wealth has more than doubled to USD 14.0 trillion. But this increase in wealth has levelled off since 2020, notably as conditions have forced China's billionaire entrepreneurs to retrench.

The 2024 report also shows that billionaires have been moving domicile since the Covid-19 pandemic and that they increasingly want their wealth to have a positive impact on the world. From a demographic point of view, billionaires' families are growing. And we forecast that there'll be a major upsurge in inheritance and charitable giving among this group of people.

Our billionaire clients also gave valuable contributions to the making of this edition: we asked some of them to give us their opinions in a survey we conducted for the third year in a row. They see a proliferation of investment risks. But they also appear highly motivated to use all their resources – through philanthropy, investments and business – to benefit the planet and society.

We hope the report provokes fresh thoughts and sparks discussion about the emerging trends it reveals. We look forward to hearing from our clients about these and more.

Benjamin Cavalli
Head of Strategic Clients, UBS Global Wealth Management

Executive summary

Billionaires outperform over the long term

Billionaires have outperformed equity markets over 10 years. Between 2015 and 2024, their total wealth increased by 121% globally from USD 6.3 trillion to USD 14.0 trillion.[1] For comparison, the MSCI AC World Index posted a smaller percentage gain of 73%. During this time, the number of billionaires grew by more than 50%, from 1,757 to 2,682. Since 2020, however, consolidation among China's billionaires has slowed the global trend.

Tech and industrials lead the way

It's no surprise that the wealth of tech billionaires has grown fastest over 10 years, but the progress of their industrials peers is less expected. Tech billionaires' wealth tripled from USD 789 billion in 2015 to USD 2.4 trillion in 2024. Meanwhile, industrials billionaires increased their wealth by the second largest amount – from USD 480 billion to USD 1.3 trillion.

Billionaires on the move

Billionaires have always moved – with homes, families and businesses spread across different countries. But since 2020, they've relocated more frequently, with 176 having moved country, from a total population of 2,682 in April 2024. In total, billionaires accounting for more than USD 400 billion have emigrated in four years.

Families are growing and getting more intricate

Families of billionaires have expanded in the past 10 years, with more children bringing greater complexity. According to our estimates, the number of their children increased from 4,136 in 2015 to 6,441 in 2024. (For context, the number of billionaires we track has increased from 1,757 to 2,682.)

A sea change in how billionaires drive impact

In a major shift, billionaires are seeking to drive impact across all their activities – philanthropy, investing and business. They're also becoming strategic about giving. Less than half (46%) of UBS billionaire clients who responded to our 2024 survey had a strategy when they gave money 10 years ago; today more than half (56%) do.

USD 6.3 trillion baby boomer inheritance forecast

Baby boomer billionaires' heirs and favored philanthropic causes stand to inherit an estimated USD 6.3 trillion over the next 15 years. That's higher than forecast in 2023 because more billionaires have reached the age of 70 and asset values have increased.

[1] Note: our database covers the 10 years to 2 April 2024.

1

Spotlight on 10 years

Global wealth creation flatlines in era of slowbalization

Over the past 10 years,[2] this report has told the story of how a few thousand individuals have helped to drive a new industrial revolution. They've made a profound difference to the economy and society by disrupting old industries and creating new ones through the application of innovative technology. And they've become wealthy in the process. Yet, since 2020, this global trend has weakened.

Just as globalization has slowed, so China's business dynamism has gone from supercharging the trend to diluting it as the country's common prosperity campaign has taken hold. At the same time, the long period of low interest rates in North America and Europe, which reduced opportunity costs, has come to an end. Billionaires in the Americas, EMEA and parts of Asia such as India have continued to spark innovation and accumulate wealth, but this has only partly offset China's consolidation.

Between 2015 and 2024, total billionaire wealth increased by 121% globally from USD 6.3 trillion to USD 14.0 trillion.[3] For comparison, the MSCI AC World Index posted a smaller percentage gain of 73%. During this time, the number of billionaires grew by more than half, from 1,757 to 2,682. The peak was reached in 2021 when there were 2,686 billionaires. Since then, it has remained flat.

Over this time, the effect of Chinese billionaires' dynamism and consolidation has been clear. From 2015 to 2020, billionaire wealth grew globally at an annual rate of 10%. Since 2020, the global average has stalled at 1%. But that number masks continued expansion in the US, EMEA and parts of Asia, most notably India.

Research suggests that the world's few thousand billionaires have created far more value for society in the past 10 years than they have for themselves. Dr William Nordhaus, US Nobel Laureate and economist, estimated that 98% of the value of an innovation goes to society and 2% to the innovator or entrepreneur.[4]

Of course, not all billionaires are first-generation entrepreneurs, but the majority are. In 2024, 1,877 billionaires were self-made and 805 multigenerational.

[2] The first edition was in 2015.
[3] Note: our database covers the 10 years to 2 April 2024.
[4] Schumpeterian Profits in the American Economy: Theory and Measurement, National Bureau of Economic Research, April 2004.

Billionaires outperform global equities

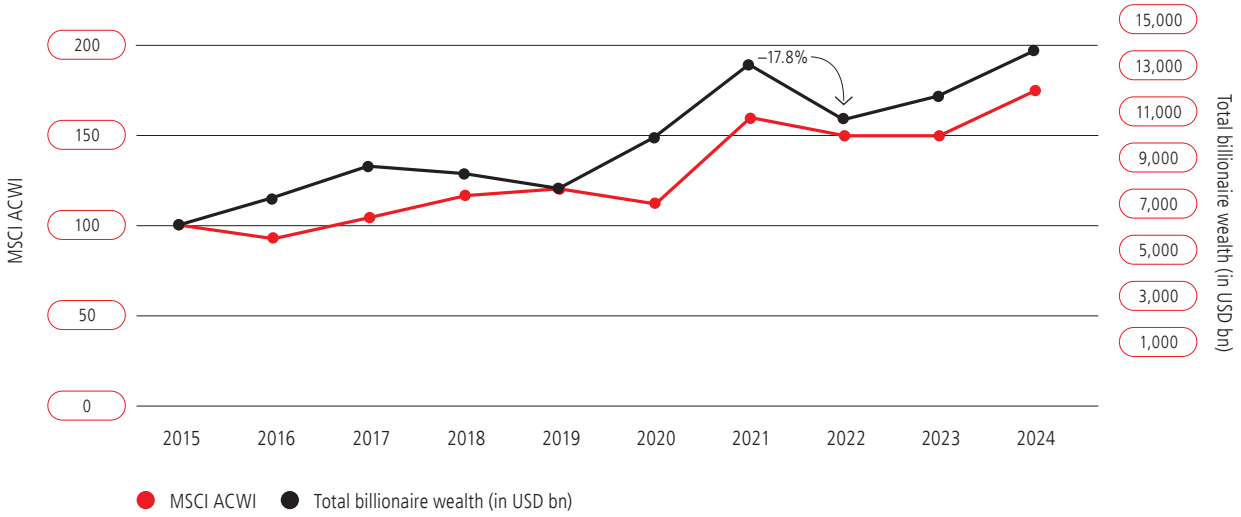

Billionaire wealth evolution (USD bn) (2015–2024)

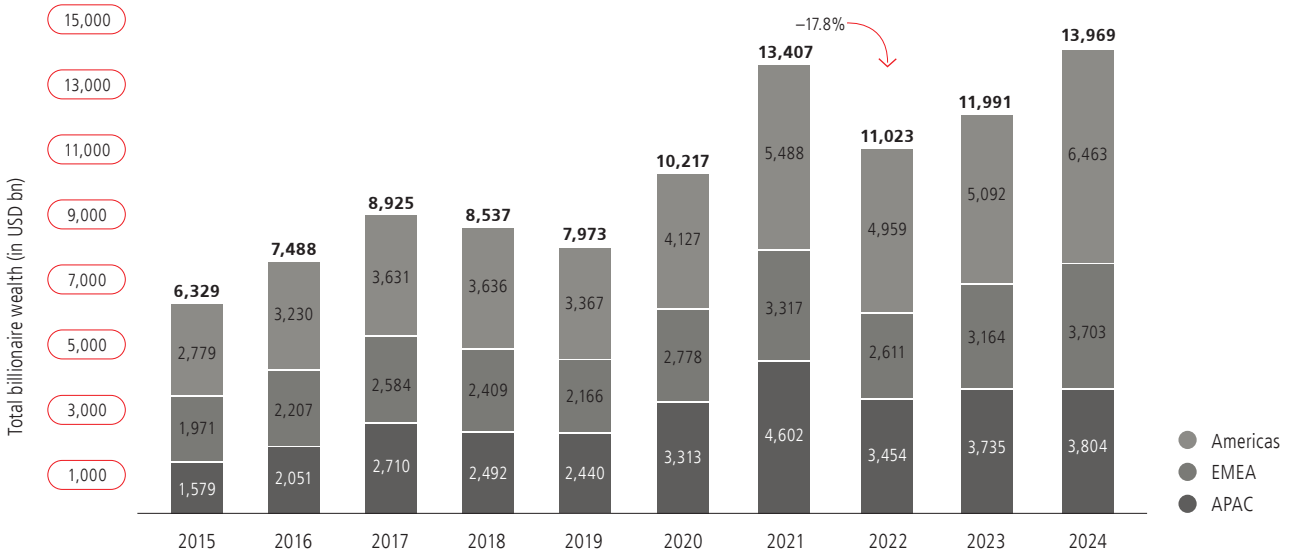

Source: UBS / PwC Billionaires database and wealth assessment methodology.

China consolidates; US and EMEA growth continues

China's aggregate billionaire wealth increased at a rate of more than 20% a year from 2015 to 2020 but has since shrunk by 5% annually. The country's dynamic entrepreneurs have been involved in building new cities and created e-commerce empires for a mobile-phone-first market of 1.4 billion people. Since 2020, though, the common prosperity campaign and tougher regulatory environment have been accompanied by China's share of global equity market indices falling.[5]

Chinese billionaire wealth more than doubled from 2015 to 2020, rising by 137.6% from USD 887.3 billion to USD 2.1 trillion. Since then, it has fallen by 16% to USD 1.8 trillion. Even so, the overall number of billionaires remains stable. The 339 individuals in 2015 had increased to 496 by 2020, and numbered 501 in 2024. But China is unique for the high rate of churn, with individuals joining and leaving the billionaire list in almost equal numbers over recent years. Unlike other regions, about a third of its billionaires are worth just over a billion dollars, meaning that a small fall in a company's stock price can cut an individual's net worth to below a billion dollars.

By contrast, North American billionaire wealth has continued to accumulate. From 2015 to 2020, North American billionaires' wealth grew by more than half (52.7%) from USD 2.5 trillion to USD 3.8 trillion. And from 2020 to 2024, it grew by more than half again (58.5%) to USD 6.1 trillion, led by industrials and tech billionaires.

In Western Europe, wealth accumulation has slowed slightly since 2020 against a backdrop of high interest rates. It rose by 43.6% from USD 1.5 trillion to USD 2.1 trillion from 2015 to 2020, before increasing a further 29.0% to USD 2.7 trillion by 2024, led by tech billionaires in fields as varied as software, messaging and music streaming.

India was a bright spot in the Asia-Pacific (APAC) region. The country's billionaires now have the third-highest total wealth of any country, behind the US and China (see The rise of family-led businesses in India, p. 22).

[5] China represents just 2.2% of the MSCI All Country World Index, below the US, Japan, UK, France and Canada, and just c.26% of the MSCI Asia ex-Japan Index, down from a peak of c.41% in 2020.

Tech leads over the 10 years, followed by industrials and materials

While regional differences have emerged in the past 10 years, tech entrepreneurs have played a steadily increasing role across the global economy. That has resulted in tech billionaires' wealth growing the fastest of any sector, tripling from USD 788.9 billion in 2015 to USD 2.4 trillion in 2024. In the earlier years the new billionaires commercialized e-commerce, social media and digital payments; more recently they engineered the generative AI boom, while also developing cybersecurity, fintech, 3D printing and robotics.

Industrials billionaires have increased their wealth by the second-largest amount – from USD 480.4 billion to USD 1.3 trillion – as nations have deployed industrial strategy in a race to sharpen their competitive edge, especially in the green economy, to deal with demographic challenges and to support the trend of reshoring. Industrial policy interventions are benefiting technologically advanced businesses like aerospace, defense and electric vehicles.

Finally, materials sector billionaires – including raw materials extraction, commodities, agriculture, energy and renewable energy – registered the third-strongest performance, rising from USD 718.1 billion to USD 1.8 trillion. Competition for commodities has intensified during the early stages of the green energy transition.

The sector lagging all others is real estate. Real estate billionaires performed in line with the broad universe until 2017 but have lagged since then, perhaps due to a combination of China's property correction, the Covid-19-induced upheaval in parts of commercial real estate and higher US and European interest rates from 2022. Real estate billionaires' total wealth increased from USD 534 billion in 2015 to USD 692.3 billion in 2024.

Technology, industrials and materials are top 3 drivers of wealth

Indexed billionaire wealth development split by industry (2015–2024)

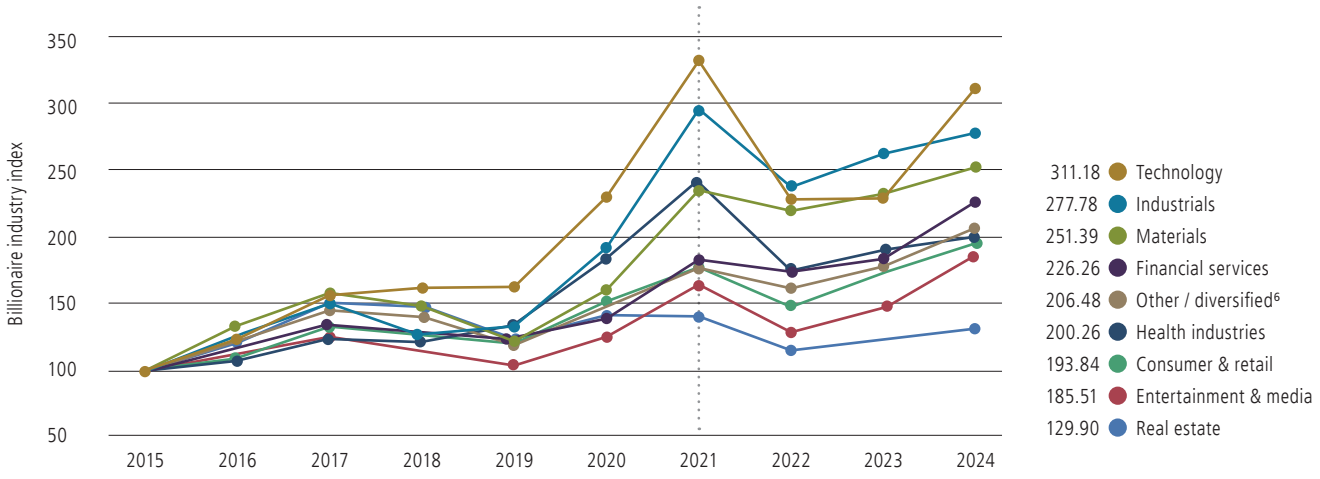

Source: UBS / PwC Billionaires database and wealth assessment methodology.
[6] Other contains conglomerates and unattributable categories.


886693
886693
FSCU

Wealth moves towards the top

Just as a few big US tech stocks account for a larger amount of global equity market capitalization than they did 10 years ago, so too has billionaire wealth become moderately more concentrated.

Reflecting the equity markets, part of the explanation lies in the evolution of the tech businesses developing AI and the innovators behind them. Consequently, tech billionaires currently have the highest average wealth at USD 70.6 billion. However, there are a relatively small number of them.

But even beyond the tech billionaires, wealth is becoming somewhat more concentrated. In 2015, the 100 wealthiest billionaires represented 32.4% of all billionaire wealth. Compare that to 2024, when the top 100 accounted for 36%.

Unsurprisingly, North America hosts the greatest percentage of the top 100 – 43% live there. Just 21% live in Western Europe, followed by 15% in Southeast Asia (including India) and 8% in China.

Nearly half of the top 100 wealthiest billionaires are in the more populous consumer and retail and materials sectors, each accounting for 24%. This is followed by the technology sector and financial services sector, which each account for 16%.

Wealth concentration of top 100 billionaires grows from 2020

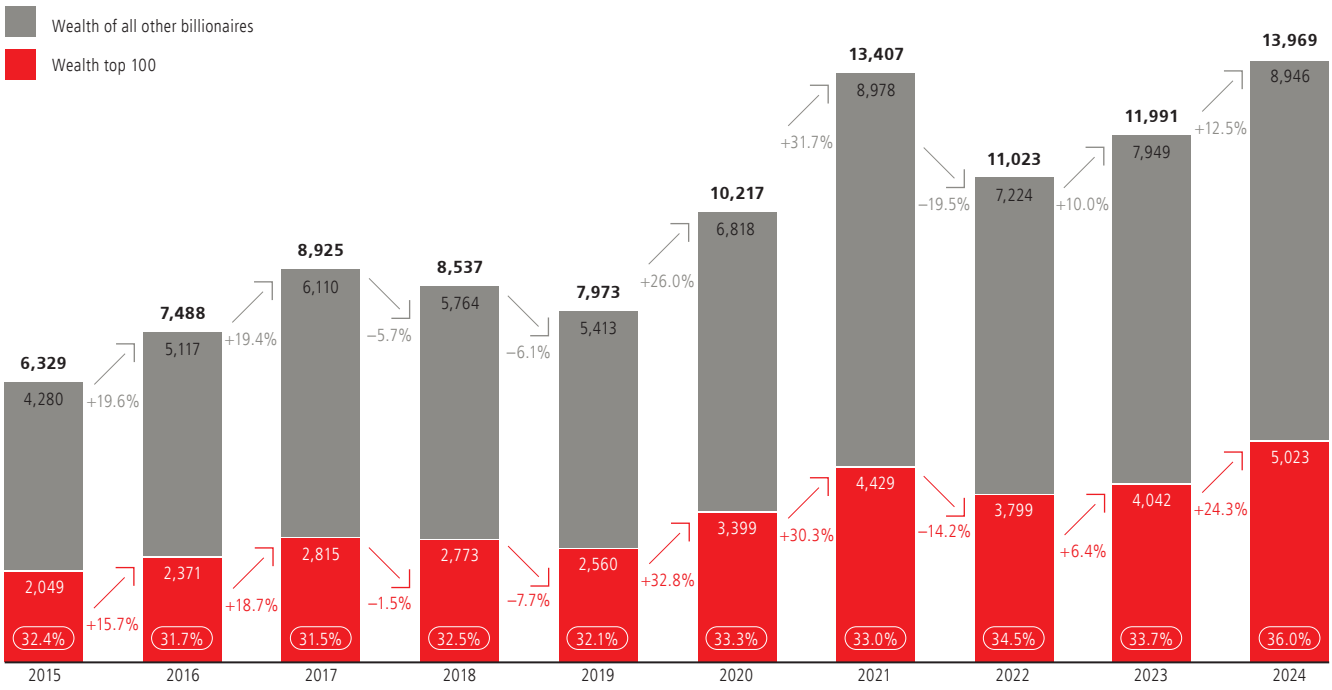

Billionaires move as they reevaluate priorities

The Covid-19 pandemic was a wake-up call for many people and led them to reassess their lives. Billionaires were no exception. With homes, family and businesses spread across different countries, billionaires have always moved. But since 2020, they've relocated more frequently, with 176 having moved from a total population of 2,682 in April 2024. That's one in 15.

The shock of the pandemic put a premium on first-class healthcare, while young families increasingly value excellent education and a safe environment. As most billionaires are businesspeople, they also prize the ease of doing business, especially considering heightened geopolitical risk.

Much depends on the stage of life. As a group, billionaires are ageing, and their families are growing. Naturally, healthcare and education become more important. They may also want to live in jurisdictions where legal structures support wealth transfer.

They're moving to countries such as Switzerland, the UAE, Singapore and the United States (see the chart for more information on where they're moving from). In total, billionaires accounting for more than USD 400 billion have emigrated in four years, with the MEA region attracting the most billionaire capital. As countries compete to build industries of the future, this is a significant potential investment. By way of comparison, emerging countries will pay a record USD 400 billion to service external debt this year, according to a report released on the eve of IMF / World Bank spring meetings.[7]

"People are relocating to jurisdictions not just for tax benefits, but also for safety and political reasons," explains a US billionaire. "I moved several years ago with my family to a country, state and city that affords the benefits most seek. Unless the political divide addresses failed policies that have yet to curb crime, lack of rule of law and safety, as well as fostering an economic climate that unleashes potential, I fear the trend will continue."

[7] https://www.weforum.org/stories/2024/04/debt-burden-emerging-economies-face-climate-action-crisis/

Total number of movers 2015–2024

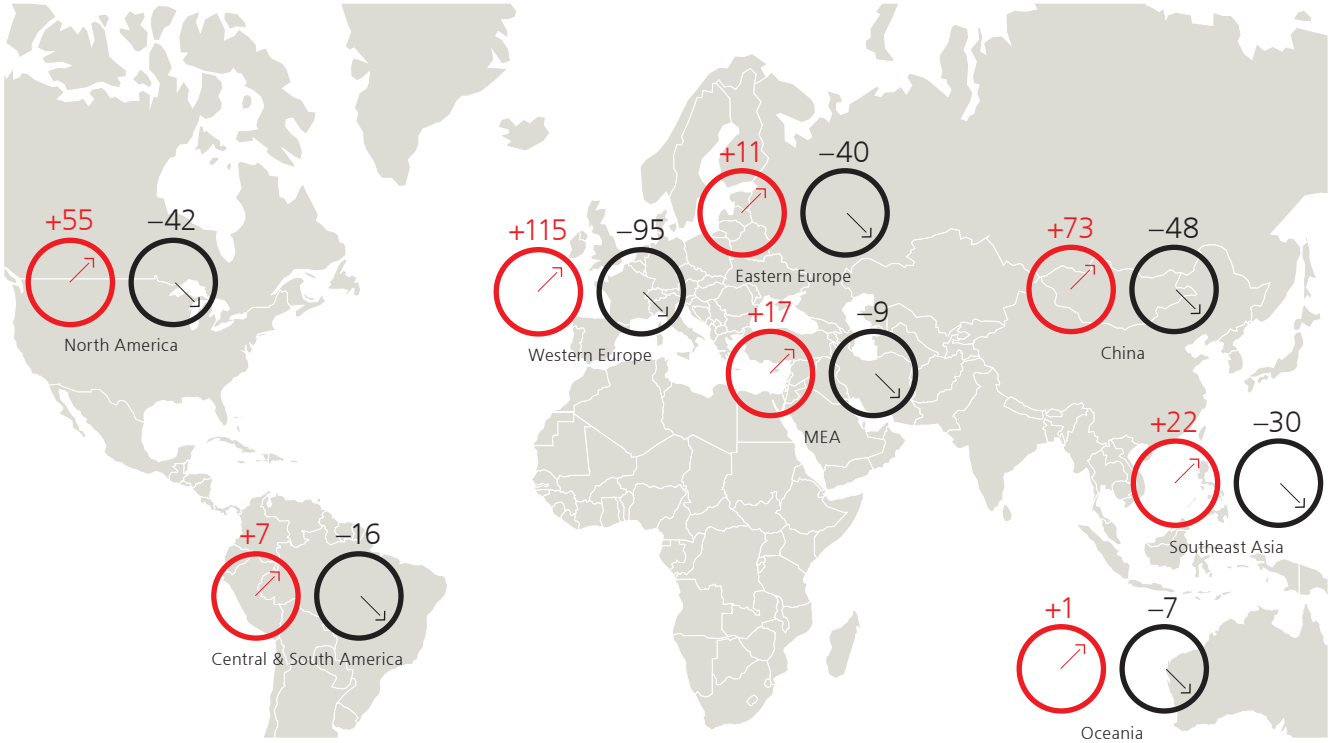

Inflows: Billionaires who moved into the region Outflows: Billionaires who moved out of the region

Detailed numbers of movers from 2015–2024

	2015–2019		2020		2021–2024		2015–2024		
	Inflows	Outflows	Inflows	Outflows	Inflows	Outflows	Inflows	Outflows	Net result
China	5	9	47	22	21	17	73	48	25
Western Europe	14	18	72	55	29	22	115	95	20
North America	14	6	32	22	9	14	55	42	13
MEA	1	0	8	7	8	2	17	9	8
Oceania	0	1	0	6	1	0	1	7	–6
Southeast Asia	1	2	8	23	13	5	22	30	–8
Central & South America	3	4	2	6	2	6	7	16	–9
Eastern Europe	2	2	0	20	9	18	11	40	–29

Extended families breed complexity

As billionaires' families have multiplied in the past 10 years, so having more children has brought greater complexity. According to our estimates, the number of billionaires' children has increased from 4,136 in 2015 to 6,441 in 2024 (for comparison the number of billionaires has grown by more than half, from 1,757 to 2,682).

Another yardstick of complexity is the rise in the number of multigenerational billionaires, although this understates the trend as most heirs don't become billionaires. In 2015, there were 582 multigenerational billionaires, whereas by 2024 there were 805. Most of these are second generation (542), with a smaller number in the third generation (163) and fewer still in the fourth (100).

The Americas and EMEA regions have the highest proportion of multigenerational billionaires, at just over a third. In the Americas they account for 36.9% of billionaires and in EMEA 35.9%. Meanwhile, in APAC they make up over a quarter, 27.2%.

Notably, the number of multigenerational billionaires has shrunk in China – falling from 35 in 2015 to just 33 in 2024.

To help families manage the challenges they face, wealth planning is evolving. It's focusing on families' intricate needs and making the complex simple (See Wealth planning's task: creating simplicity and sophistication, p. 42).

Families become more complex

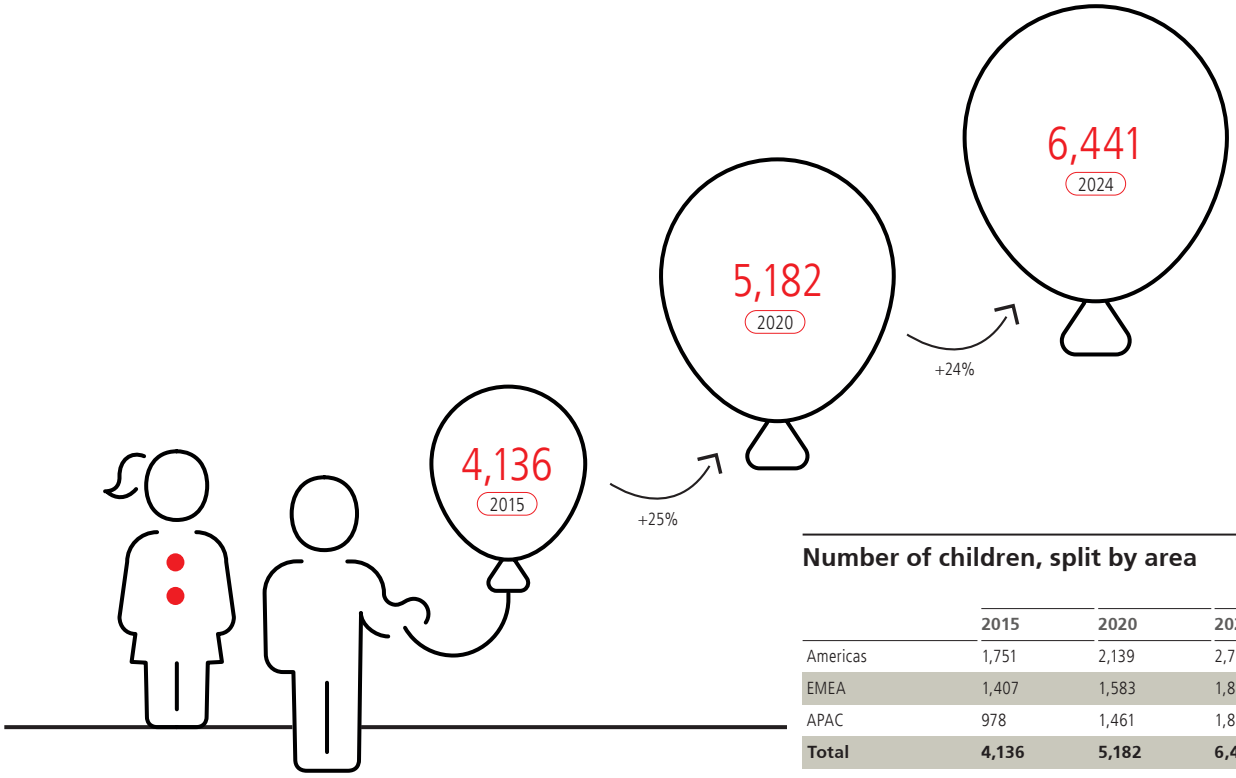

Number of children, split by area

	2015	2020	2024
Americas	1,751	2,139	2,710
EMEA	1,407	1,583	1,888
APAC	978	1,461	1,843
Total	**4,136**	**5,182**	**6,441**

Source: UBS / PwC Billionaires database and wealth assessment methodology.

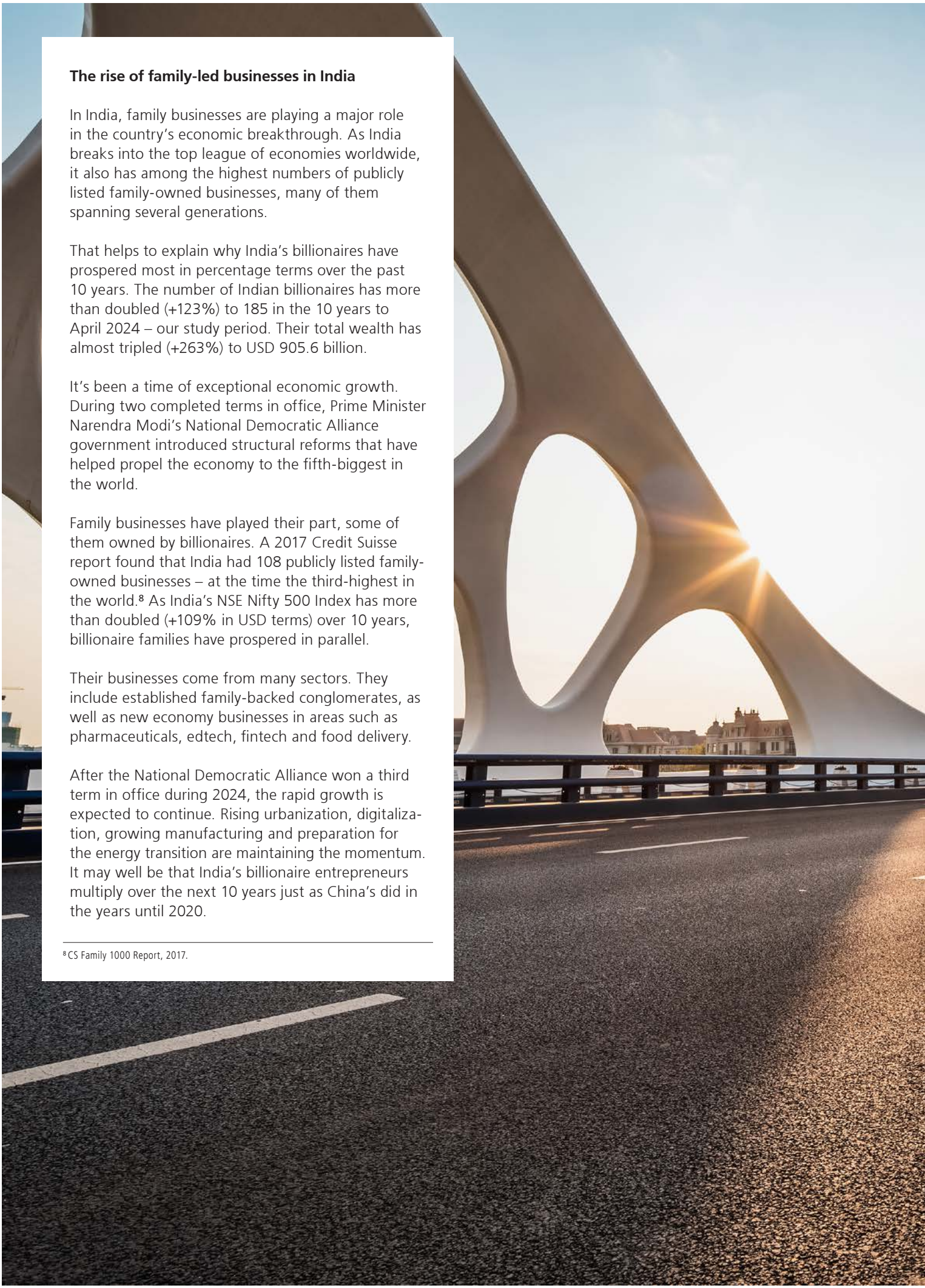

The rise of family-led businesses in India

In India, family businesses are playing a major role in the country's economic breakthrough. As India breaks into the top league of economies worldwide, it also has among the highest numbers of publicly listed family-owned businesses, many of them spanning several generations.

That helps to explain why India's billionaires have prospered most in percentage terms over the past 10 years. The number of Indian billionaires has more than doubled (+123%) to 185 in the 10 years to April 2024 – our study period. Their total wealth has almost tripled (+263%) to USD 905.6 billion.

It's been a time of exceptional economic growth. During two completed terms in office, Prime Minister Narendra Modi's National Democratic Alliance government introduced structural reforms that have helped propel the economy to the fifth-biggest in the world.

Family businesses have played their part, some of them owned by billionaires. A 2017 Credit Suisse report found that India had 108 publicly listed family-owned businesses – at the time the third-highest in the world.[8] As India's NSE Nifty 500 Index has more than doubled (+109% in USD terms) over 10 years, billionaire families have prospered in parallel.

Their businesses come from many sectors. They include established family-backed conglomerates, as well as new economy businesses in areas such as pharmaceuticals, edtech, fintech and food delivery.

After the National Democratic Alliance won a third term in office during 2024, the rapid growth is expected to continue. Rising urbanization, digitalization, growing manufacturing and preparation for the energy transition are maintaining the momentum. It may well be that India's billionaire entrepreneurs multiply over the next 10 years just as China's did in the years until 2020.

[8] CS Family 1000 Report, 2017.

Tech's visionary high-conviction founders

For Nvidia's CEO Jensen Huang, founder of the semiconductor company at the core of the AI boom, vision and conviction have paid off.

Unlike some other tech CEOs who diversified, Huang has staked Nvidia's fortunes on graphics processing units (GPUs) since founding the company in 1993. That has brought considerable volatility along the way but ultimately led to Nvidia having a market capitalization of more than USD 3 trillion as of October 2024, while making Huang and several of his colleagues billionaires.

Such far-sighted conviction is a hallmark of the most successful tech CEOs. Think of Steve Jobs, Apple's co-founder, or Mark Zuckerberg, CEO and co-founder of Meta Platforms, the parent of the Facebook social media platform. Like Huang they both had clear ideas about how to serve huge addressable markets and staked the future of their companies on them.

In the case of Jobs, he did so by launching the iPhone in 2007, which has revolutionized the mobile phone, sold 2.3 billion units and driven Apple's profits growth over the past 15 years. As for Zuckerberg, he took the decision to acquire Instagram for USD 1 billion in 2012, regarded as an exorbitant price at the time. Since then, though, the photo- and video-sharing app has played a vital role in driving Meta's growth.

Returning to Nvidia, unlike his competitors Huang decided not to branch out into central processing units (CPUs), which provided the foundation for basic computing and software processes. Over the years, this strategy has been vindicated: GPUs' ability to render images and perform calculations concurrently have made them the chip of choice for innovations such as bitcoin. Most recently, Nvidia's GPUs have become the workhorse for training generative AI models.

Yet the flipside of conviction is risk. For instance, when Nvidia's share price fell by 6% on the day after reporting disappointing quarterly earnings at the end of August 2024, it knocked almost USD 200 billion off the company's market capitalization and dented the fortunes of Huang and his billionaire colleagues. They have weathered many such bouts of volatility in pursuit of their vision, as have the other tech founders.

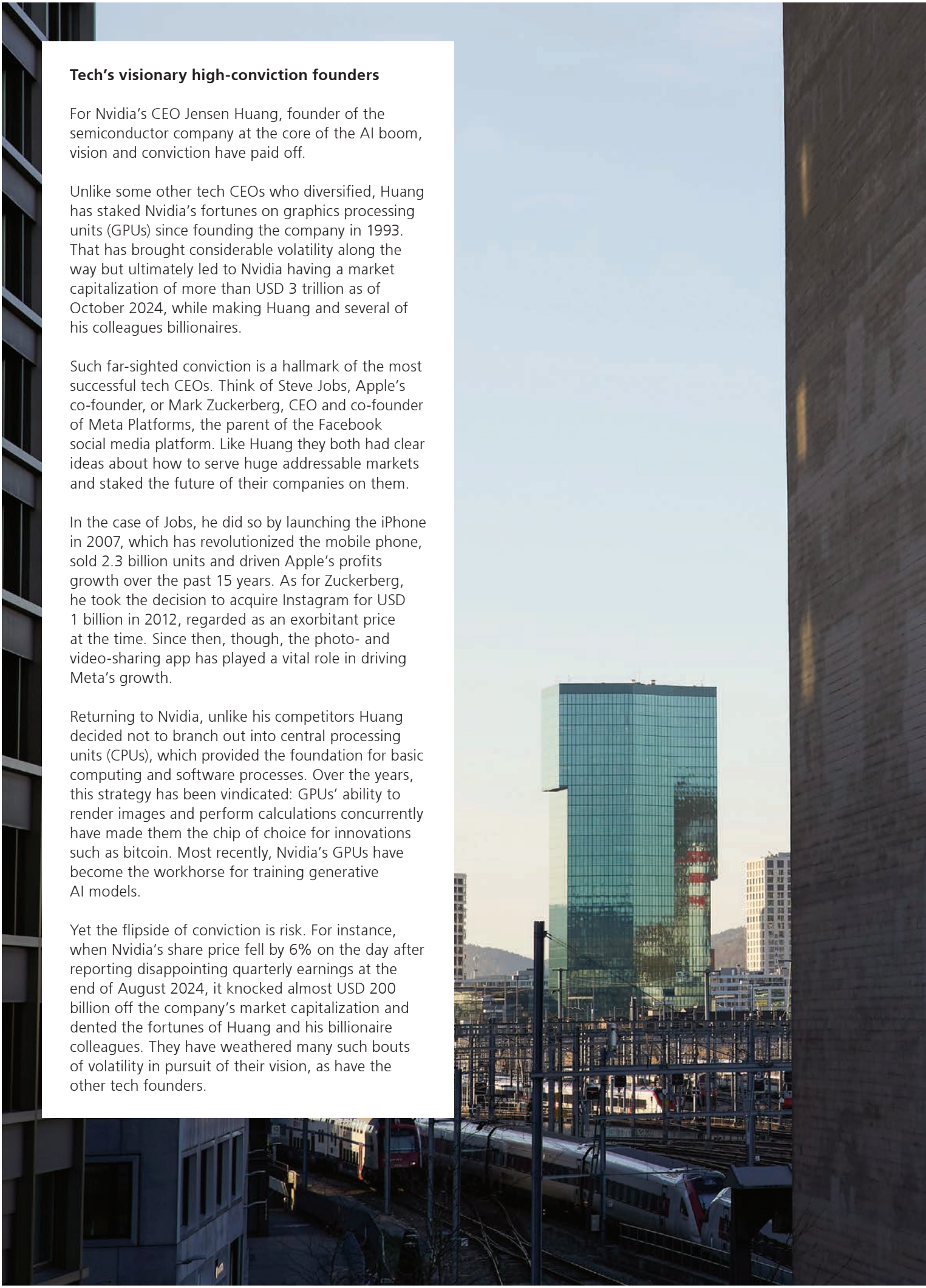

The Athena factor persists and brings purpose

Steadily but slowly, women are becoming a bigger part of the billionaire world. Lifted by their entrepreneurial acumen, they're increasing in number as are the assets they control, with likely implications for bringing greater purpose to investments and legacy.

From 2015 to 2024, the number of female billionaires has grown from 190 to 344, a rise of 81%, mainly driven by the self-made. This compares with a rise of 49% in the male population, which remains far larger at 2,338 in 2024.

From a wealth perspective, female billionaires' assets have grown by 153% to USD 1.7 trillion. Again, that outstrips the rise in male billionaires' assets of 117% to USD 12.3 trillion.

When looked at in terms of average wealth, though, male billionaires remain in front. The average wealth of male billionaires has risen 45% to USD 5.3 billion, while that of female billionaires is up 40% to USD 4.8 billion.

Just as Greek goddess Athena was known for her wisdom, the rise of female billionaires is likely to bring a greater emphasis on positively impacting the lives of others.[9] Women tend to invest with purpose, where purpose represents their goals, as well as their values and impact on society. For example, they may want to finance the next generation's business ventures or pursue a passion for a certain cause.

Looking forward, the influence of women in the billionaire cohort is likely to grow. As male billionaires age and transfer their wealth, it's often overlooked that before being gifted from one generation to another, wealth is frequently passed on within the same generation between spouses[10].

[9] UBS Women and investing – Reimagining wealth advice.
[10] UBS Global Wealth Report 2024.

2

Survey of billionaires' views and ambitions

Proud of family legacies, and giving gets strategic

Surveying legacy, impact and investment

Our 2024 survey of 82 UBS billionaire clients offers insight into their ambitions, including family and philanthropy topics we have followed in the 10 years of this report.[11] It highlights not just billionaires' ambitions for their families but also how they've become more strategic about how they create a positive impact on society and the planet. Acknowledging the significance of their investment views, we have asked where they see opportunities and risks.

[11] The survey was conducted from 18 June to 30 September 2024.

Providing for families and managing complex ecosystems

Just as the industrialists at the end of the 19th and beginning of the 20th centuries created legacies for their families, so many of today's billionaires place a great importance on what they have achieved for their families. A large majority (83%) of the clients taking part in our survey state they are proud of the life they've built for their family. In statistical terms, the strong result shows this sentiment is commonly held.

But there are signs that wider family members have their own ideas about what to do with the family's wealth, echoing our findings in the 2023 Billionaire Ambitions Report. More than a third (38%) of respondents say that family members have new and innovative ideas about how to manage the family's wealth. Similarly, almost a third (30%) say that the family wants to be involved in the day-to-day management of wealth.

There are also signs that intricately woven family ecosystems inevitably stoke frictions and frustrations. Almost a third (30%) of respondents say it's difficult to manage family expectations when it comes to wealth. Similarly, approaching a third (29%) admit to being worried that some family members feel entitled to their wealth without having earned it.

"Our family is very mindful of the risks associated with wealth and we proactively address them as much as possible," notes a US billionaire. "No family can guarantee success, but we do believe they can guarantee failure by ignoring the risks and being in denial mode."

Most billionaires are proud of the life they have built for their family

Managing family wealth

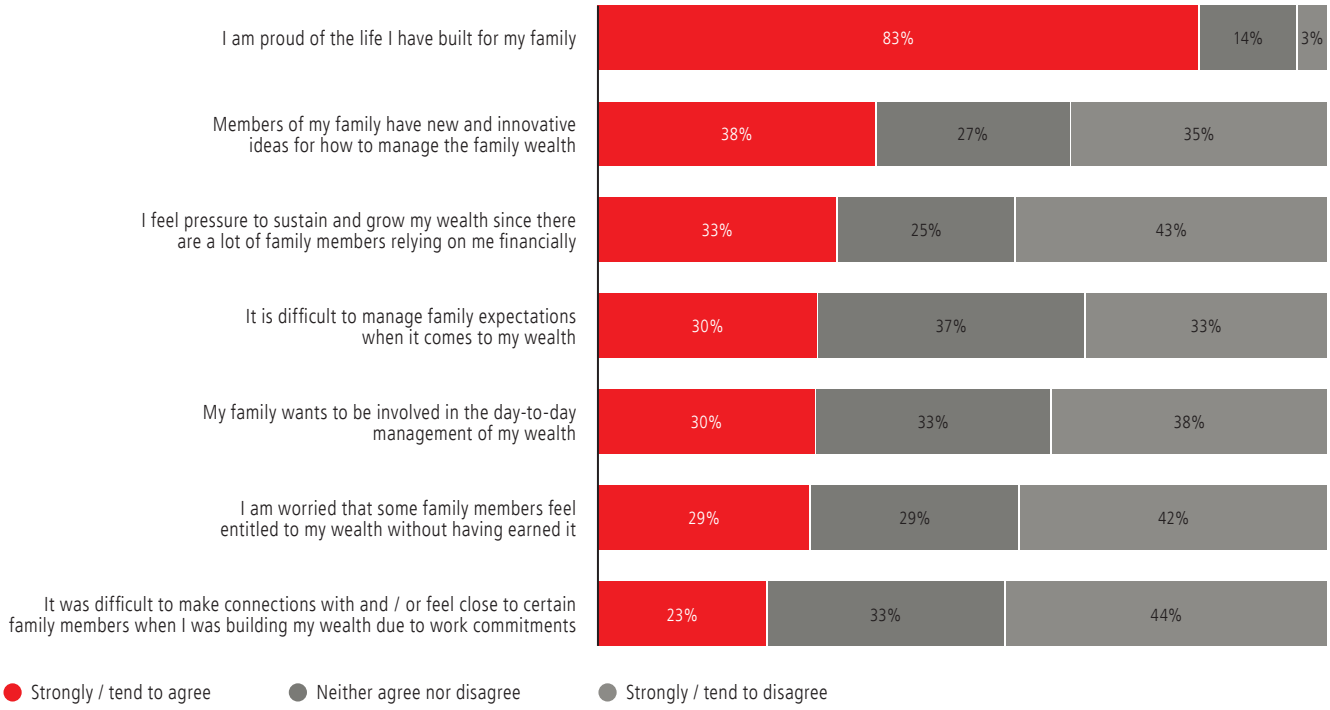

Source: UBS Billionaire Survey 2024.

Driving impact through all activities – giving, investing and business

There is a sea change underway in how billionaires seek to create change.[12] They recognize that there are many pathways to impact and are acting through all their activities – philanthropy, investing and business.

Notably, in the past 10 years, they´ve become more strategic in their giving, perhaps realizing that doing so is likely to yield a greater impact. While 10 years ago, less than half (46%) of our respondents had a clear strategy when they gave money or made grants, today more than half (56%) do. In 10 years from now, a similar percentage anticipates doing so (55%).

As a European billionaire interviewee explains: "We have indeed become more strategic when it comes to giving by founding professionally managed charity organizations. Professional management makes it possible to control and supervise the spending with a focus on success and sustainability. And using intelligent controlling systems gives us a structured overview of the different projects and their outcomes."

The percentage investing for impact has more than doubled from 10 years ago: from 13% to 28%, with 32% anticipating doing so 10 years from now. By contrast, the percentage investing sustainably remains the same at about a quarter (23% 10 years ago and today, rising slightly to 24% in 10 years).

Giving money is getting more strategic

Pathways to impact: past, present and future

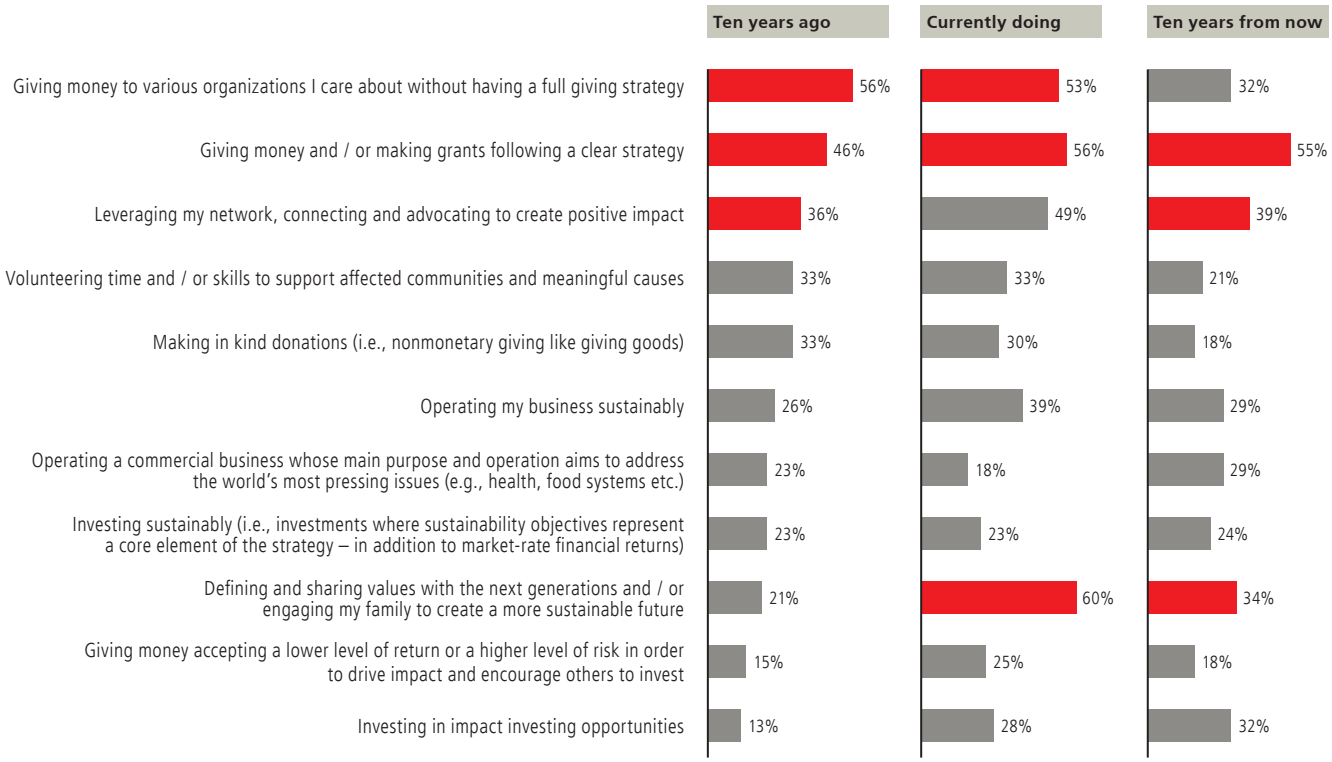

Source: UBS Billionaire Survey 2024.

Similarly, the number running their businesses sustainably has increased from 26% 10 years ago to 39% currently. And the percentage leveraging their networks, connecting and advocating for positive impact has risen from 36% to 49%. "It is my hope that the collective and cumulative impact can make a difference," says a US interviewee. "But it takes a village; it can't be a do-it-yourself project."

It's noticeable, too, how respondents' families are now involved. Just 21% of respondents said that they involved the next generations and / or their family 10 years ago. Yet currently 60% do so, defining and sharing values with them to create a more sustainable future. In 10 years, 34% anticipate doing so, but this decline may reflect the age of survey participants.[13]

[12] Note that in the 2022 Billionaire Ambitions Report, 95% of surveyed billionaires said that they should use their wealth and / or resources to help tackle global challenges.
[13] 35% are 65 or older.

Billionaires back ventures they care about and with potential for creating change

Why are they putting their capital and energy to work to benefit society? Significantly, 60% of those with active ventures say that they care about or feel personally connected to their chosen cause. A similar percentage, 57%, see potential to drive impact and / or create change in the area.

Billionaires are particularly active in areas such as education, the local community and the arts / museums, perhaps because they feel the results will be most tangible.

At a global level, almost three quarters (71%) of respondents support ventures in education. That's followed in popularity by ventures in helping the local community (54%) and healthcare and / or medicine (49%).

There are regional preferences. For instance, Americas and APAC respondents show greatest support for education and helping the local community. Turning to the planet, APAC respondents show greatest support for environmental conservation and those in EMEA for climate change.

Education, local communities and healthcare top list of active ventures

Ventures to benefit society

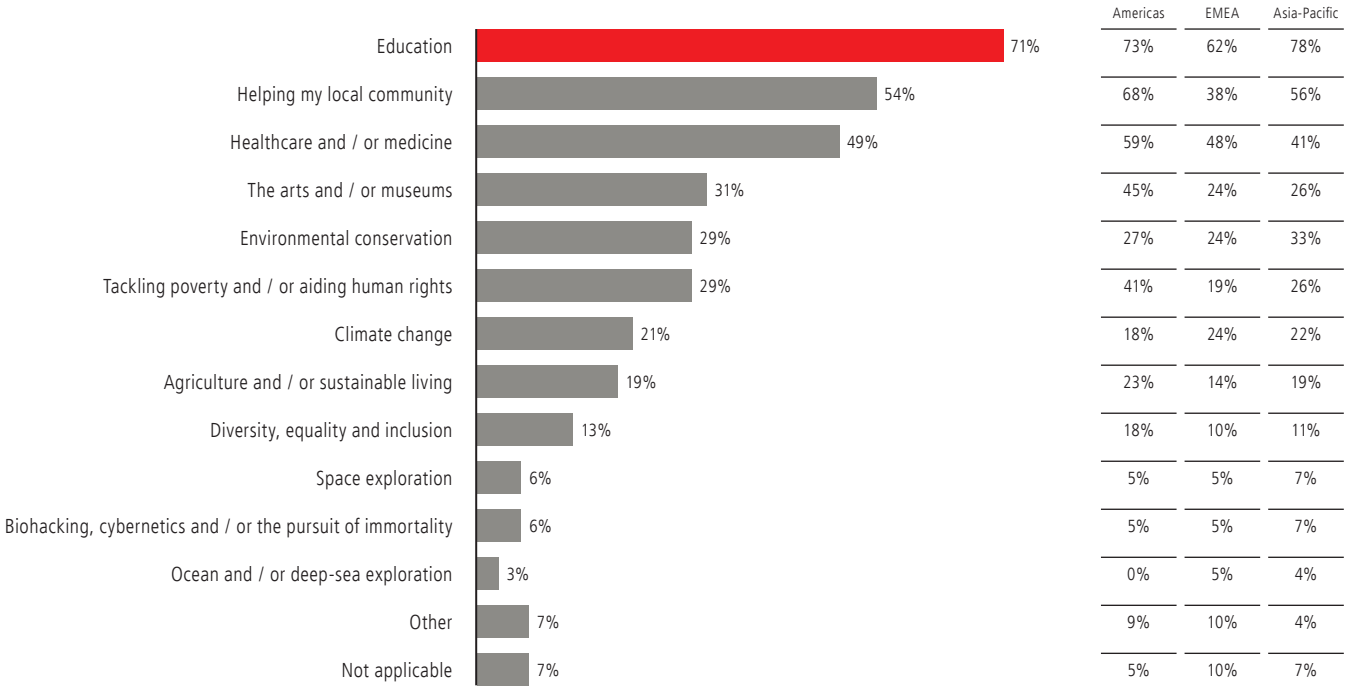

Source: UBS Billionaire Survey 2024.

North America judged the greatest investment opportunity in a world of multiplying risks

It's unsurprising that three quarters of the billionaires answering our survey have family offices (75%). When asked about their primary reasons for setting up a family office, 57% answer "to help us preserve our wealth." However, 52% say "to help manage administrative / accounting complexity."[14]

Preferring North America for investment

Giving their personal views about where today's greatest opportunities lie, they're looking to North America in both the short and medium terms. Over 12 months, 80% prefer North America, as do 68% over five years (a significant increase for 12 months compared to 2023, as shown by the 30% delta in the chart below). They're backing a country that's leading in technological innovation – for example through generative AI or GLP-1 weight-loss drugs – which has the potential to boost labor productivity at a time when labor is in short supply. North America also has the advantage of energy security at a time of heightened geopolitical tension.

Respondents are less optimistic about APAC's short-term investment opportunities. Just a quarter (25%) see the greatest opportunities in Asia-Pacific (excluding China) over the next 12 months, significantly fewer than in 2023's survey. Meanwhile, only 11% view China as having the greatest opportunities. This is about the same as in 2023.

They're more confident over five years, with 45% thinking the greatest investment opportunities will lie in Asia-Pacific (excluding China) and 31% in China.

Almost a fifth (18%) of billionaires see the greatest opportunities for returns in Western Europe over 12 months. In five years, though, the number rises to 29%.

Notably, there are significant local biases, with billionaires in each region more optimistic about the investment opportunities in their home markets.

North America seen as having greatest opportunity for investment returns

Investment opportunities over 12 months and five years

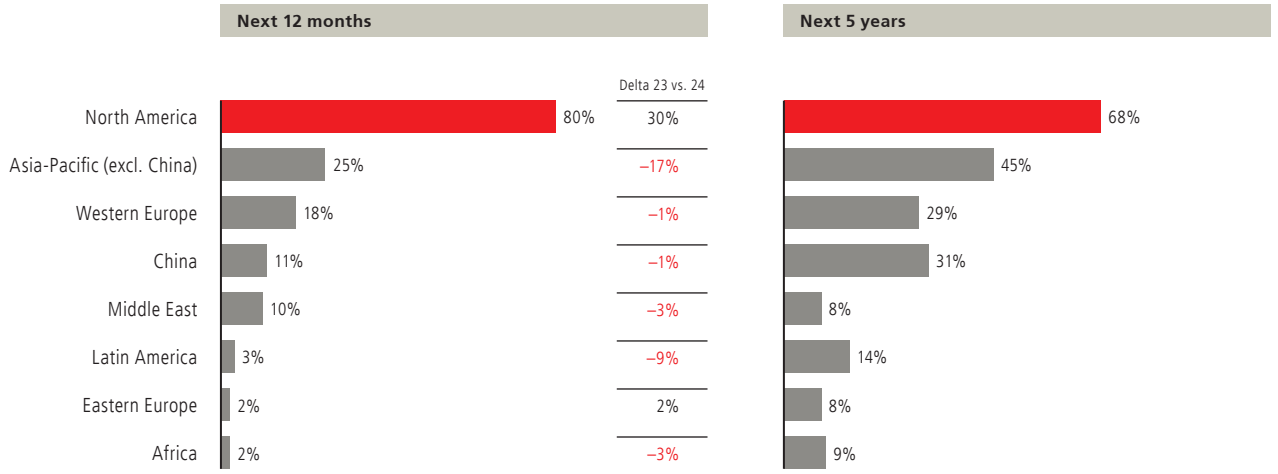

Source: UBS Billionaire Survey 2024, UBS Billionaire Survey 2023.

[14] For further information see the UBS Global Family Office Report 2024, ubs.com/gforeport



Raising exposures to developed market equities, real estate and gold / precious metals
Their views on asset classes are shifting too at a time when interest rates appear to be starting an easing cycle in the US and Europe, which may underpin economic growth. Over the next 12 months, 43% of billionaires intend to increase their exposure to real estate and 42% to developed market equities.

At the same time, though, they're upping investments in perceived havens from market storms. Our survey found that 40% intend to increase gold / precious metals exposures over 12 months and 31% cash. This could reflect fears of heightened geopolitical risk and equity market valuations.

When it comes to alternative assets, billionaires are still investing in them – most likely for diversification – yet with some changes. While 38% still intend increasing their direct private equity holdings, only 28% plan to raise private equity funds / funds of funds holdings, with 34% intending to decrease them. More than a quarter (26%) intend to increase infrastructure investments and more than a third (35%) private debt. But hedge funds are looking less popular, with 27% intending to decrease investments and 23% aiming to increase.

An increasingly bright spot is art and antiques, where almost a third (32%) plan to increase exposure more. That's a significant rise from 11% in the previous year.

Intentions over the next 12 months

Developed market equities, real estate and gold / precious metals are where highest proportion of respondents intend to raise exposures

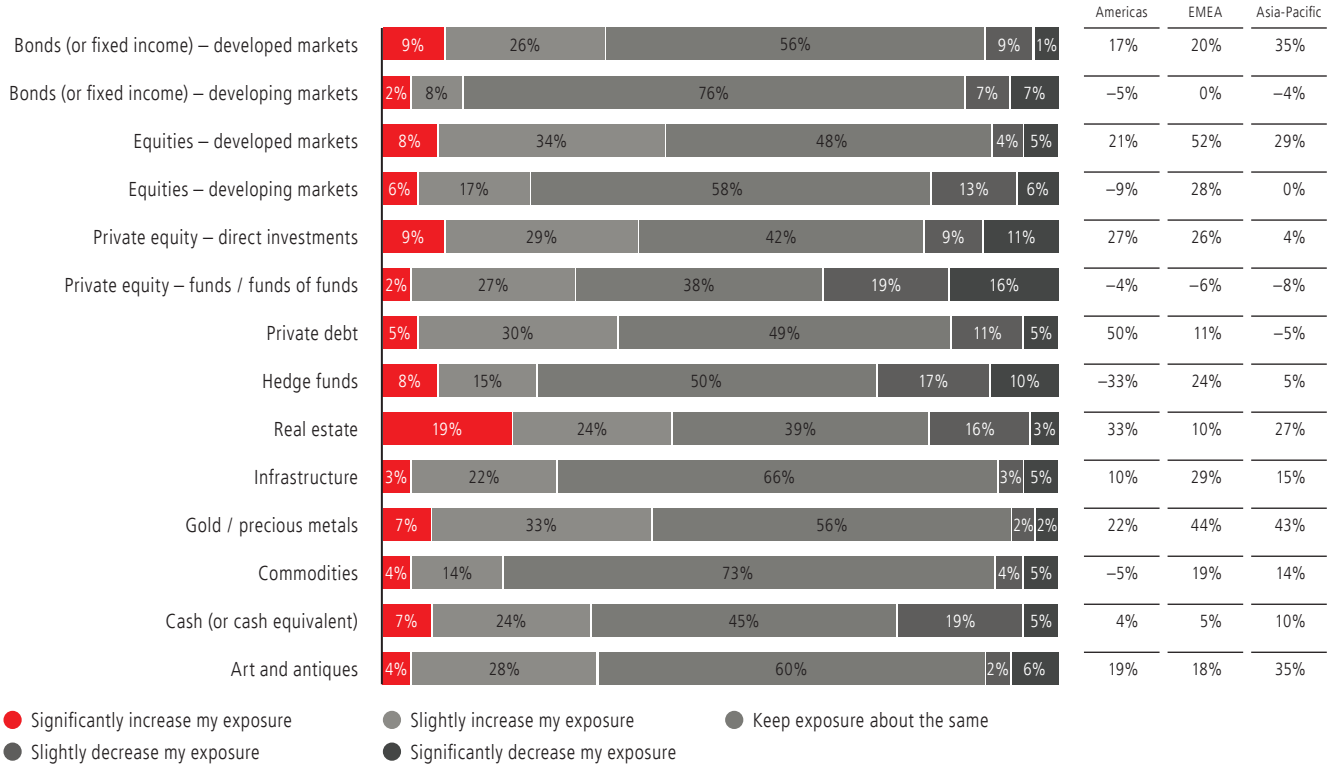

Source: UBS Billionaire Survey 2024.

Investment risks proliferate

Risks, though, remain front of mind. More than any other risk, billionaires are concerned that major geopolitical conflict may impact their investment portfolios over both 12 months (61%) and five years (53%).

Despite the recent falls in inflation data in the United States and European Union, higher inflation remains a worry for 39% over 12 months. It recedes over five years to be replaced by a wider range of worries.

More than half of respondents worry about a global recession (53%) and just under half view higher taxes (46%) as a major threat to the performance of their portfolios over five years. But they're also increasingly concerned about a host of other possible dangers such as a debt crisis (46%), financial market crisis (39%) and technological disruptions (34%).

Geopolitics top list of worries

Major perceived investment risks over 12 months and five years

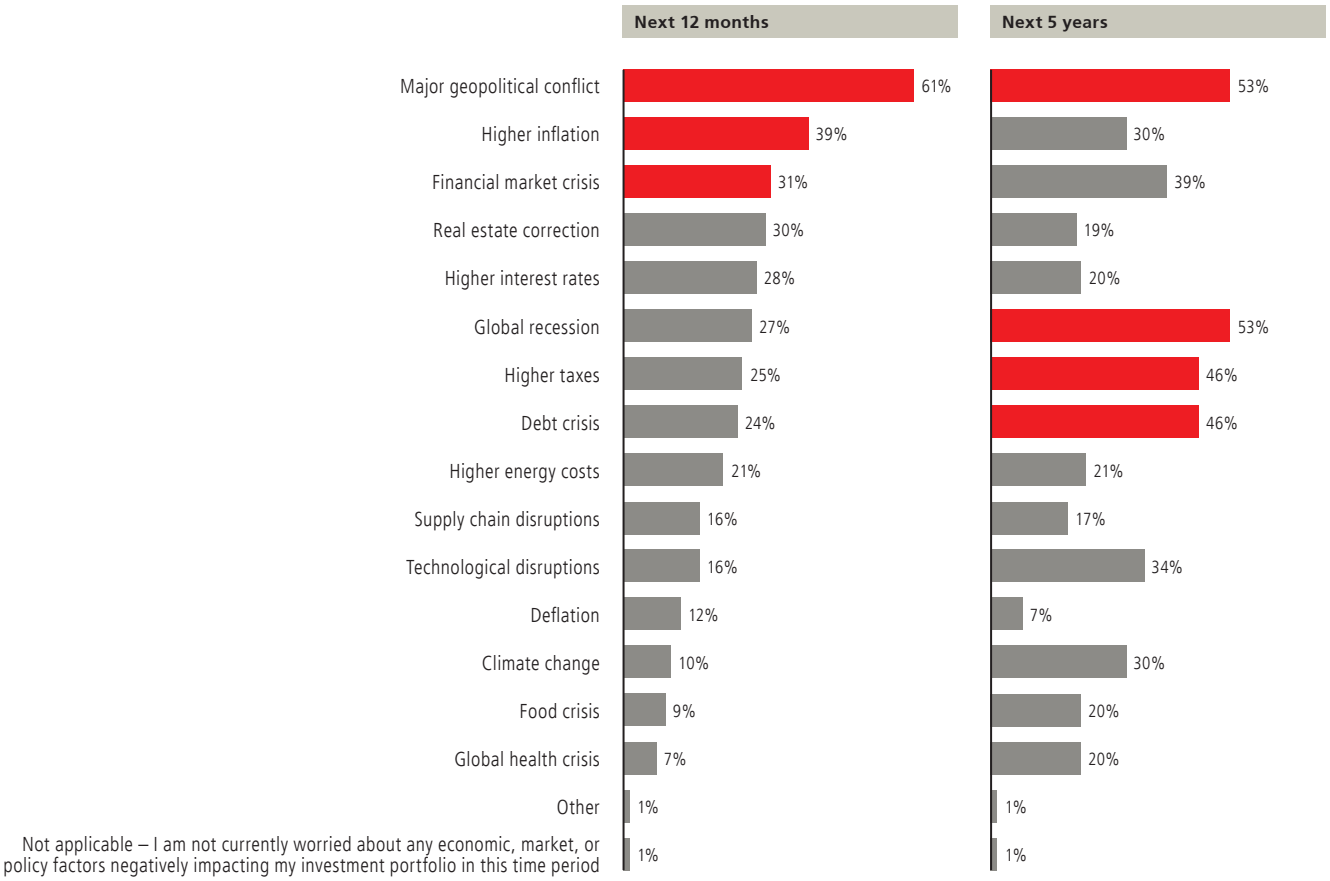

Source: UBS Billionaire Survey 2024.

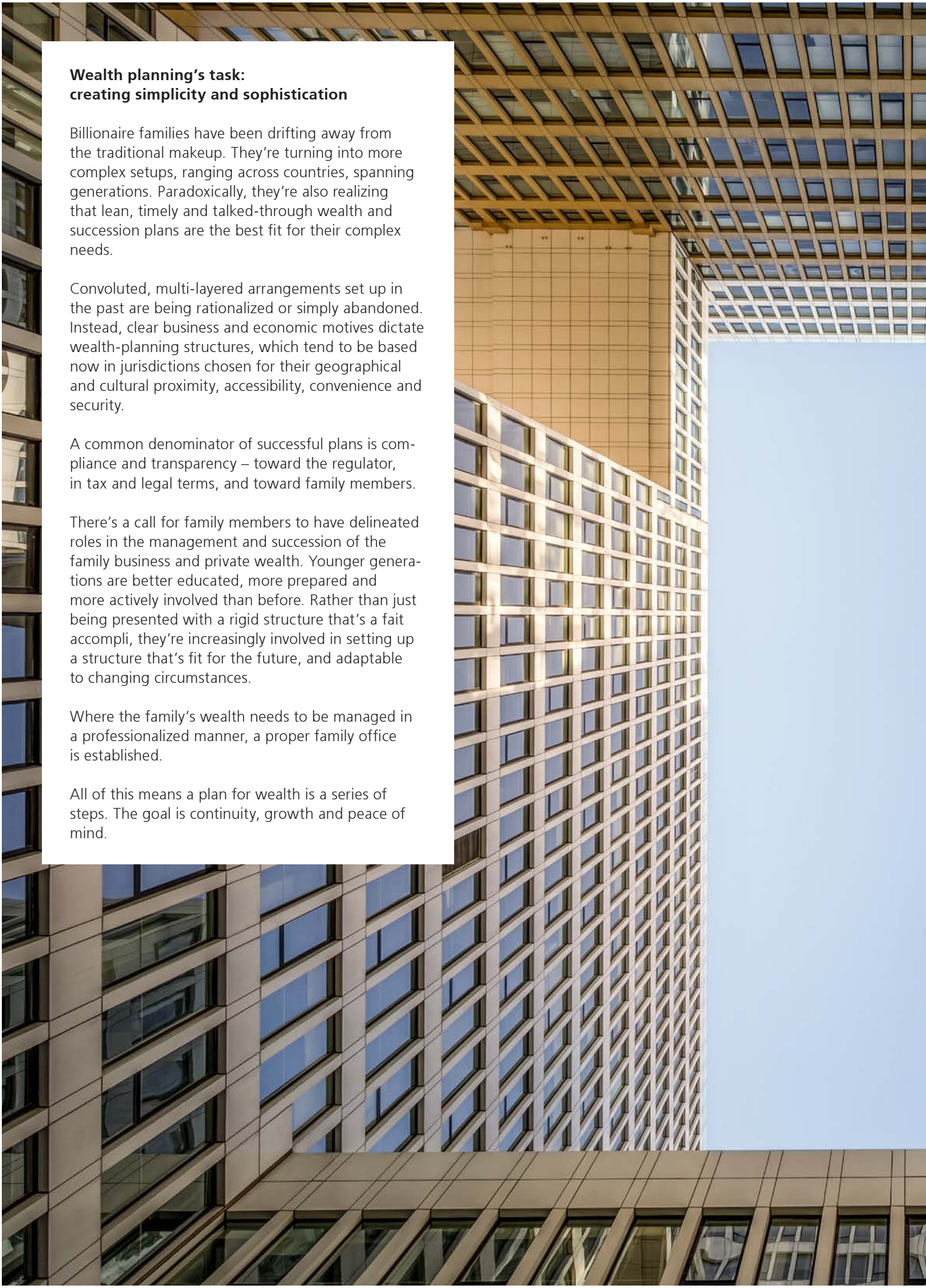

Wealth planning's task:
creating simplicity and sophistication

Billionaire families have been drifting away from the traditional makeup. They're turning into more complex setups, ranging across countries, spanning generations. Paradoxically, they're also realizing that lean, timely and talked-through wealth and succession plans are the best fit for their complex needs.

Convoluted, multi-layered arrangements set up in the past are being rationalized or simply abandoned. Instead, clear business and economic motives dictate wealth-planning structures, which tend to be based now in jurisdictions chosen for their geographical and cultural proximity, accessibility, convenience and security.

A common denominator of successful plans is compliance and transparency – toward the regulator, in tax and legal terms, and toward family members.

There's a call for family members to have delineated roles in the management and succession of the family business and private wealth. Younger generations are better educated, more prepared and more actively involved than before. Rather than just being presented with a rigid structure that's a fait accompli, they're increasingly involved in setting up a structure that's fit for the future, and adaptable to changing circumstances.

Where the family's wealth needs to be managed in a professionalized manner, a proper family office is established.

All of this means a plan for wealth is a series of steps. The goal is continuity, growth and peace of mind.

3

Wealth tracker

2024: a year led by technology, with big regional differences

In a 12-month period marked by buoyant equity markets, billionaires' wealth climbed to a new high – lifted by a surge in the net worth of US technology billionaires. At a global level, total billionaire wealth increased by 16.5% to USD 14.0 trillion.[15] This outstripped the MSCI AC World Index of global equities, which rose by 15.5%.

Reflecting the mounting concentration of wealth in the hands of the top 100 billionaires (See Wealth moves towards the top, p. 17), 2024's growth in billionaire numbers lagged the increase in wealth. There were 2,682 billionaires, a rise of only 5.4%, and still four fewer than the peak of 2,686 reached in 2021.

But global averages masked significant regional differences. The greatest contrast was between North American and Indian billionaires who increased their wealth, and those in China where aggregate billionaire wealth fell.

Tech outshines other sectors

The tech bull market sparked by ChatGPT's launch in November 2022 continued into 2023 and 2024, lifting the net worth of billionaires pioneering generative AI's practical applications. Technology billionaires' total wealth increased by more than a third (36.1%) to USD 2.45 trillion.

From a sector perspective, entertainment and media billionaires experienced the second-highest percentage growth, chiefly due to the gaming industry. Their aggregate wealth increased by over a quarter (26.3%) to USD 0.97 trillion.

Financial services billionaires also fared well, supported by rallying financial markets. The sector's total wealth increased by almost a quarter (23.9%) to USD 2.0 trillion.

Despite the exceptional increase in the wealth of tech billionaires, though, the consumer and retail industry continued to account for the largest concentration of total wealth. It grew by over a tenth (12.1%) in the 12 months to USD 2.9 trillion.

[15] Over the 12 months to 2 April 2024.

From the United States to China, fortune varies by geography

US billionaires accrued the greatest gains in 2024, reinforcing the country's place as the main center for billionaire entrepreneurs worldwide. Their wealth rose by over a quarter (27.6%) to USD 5.8 trillion, accounting for more than 40% of billionaire wealth worldwide. The number of US billionaires grew by just over a tenth (11.2%) to 835. There were 101 new US billionaires – far more than the 20 individuals whose wealth dipped below a billion.

Central and South America's billionaires also had a good year. In Brazil, 19 new billionaires lifted the total to 60, and wealth increased by more than a third (37.7%) to USD 154.9 billion. Overall, Central and South America's billionaires grew their wealth by a fifth (20.8%) to USD 411.4 billion, while their number grew from 74 to 92.

Across the Americas region, the number of billionaires grew from 867 to 973 and their wealth increased by more than a quarter (26.9%) to USD 6.5 trillion.

Wealth tracker – Americas

Market	No. of billionaires 2023	No. of billionaires 2024	% of self-mades 2024	New 2024	Dropout 2024	Movers 2024	Growth in % (no. billionaires)	Wealth 2023 (USD bn)	Wealth 2024 (USD bn)	Growth in %
Argentina	4	4	100.0%	0	0	0	0.0%	11.0	14.6	32.7%
Brazil	45	60	35.0%	19	3	–1	33.3%	112.5	154.9	37.7%
Canada	42	46	73.9%	6	1	–1	9.5%	173.9	213.3	22.7%
Chile	6	5	40.0%	0	1	0	–16.7%	36.4	34.9	–4.1%
Colombia	1	1	100.0%	0	0	0	0.0%	6.4	7.3	14.1%
Mexico	14	22	31.8%	8	0	0	57.1%	168.9	199.7	18.2%
Peru	4	0	n / a	0	4	0	–100.0%	5.5	0	–100.0%
United States	751	835	72.7%	101	20	3	11.2%	4,577.0	5,838.4	27.6%
Total	**867**	**973**	**69.5%**	**134**	**29**	**1**	**12.2%**	**5,091.6**	**6,463.1**	**26.9%**

Source: UBS / PwC Billionaires database and wealth assessment methodology.

Turning to the APAC region, the picture was mixed. Chinese billionaires' wealth (including Hong Kong SAR) fell by 16.8% to USD 1.8 trillion, while the number dropped from 588 to 501. In a market with a high rate of billionaire churn, 138 people's wealth fell below a billion (partly offsetting this, 53 people became billionaires). Elsewhere in the APAC region, Indian billionaires' wealth increased by 42.1% to USD 905.6 billion, while their number grew from 153 to 185. Forty people became billionaires against the backdrop of rising equity prices and rapid economic expansion. In the APAC region, growth in billionaire wealth flattened, increasing by only 1.8% to USD 3.8 trillion. The number of billionaires fell from 1,019 to 981.

Wealth tracker – APAC

Market	No. of billionaires 2023	No. of billionaires 2024	% of self-mades 2024	New 2024	Dropout 2024	Movers 2024	Growth in % (no. billionaires)	Wealth 2023 (USD bn)	Wealth 2024 (USD bn)	Growth in %
Australia	41	43	76.7%	3	1	0	4.9%	173.5	201.8	16.3%
China (mainland)	520	427	97.9%	42	132	–3	–17.9%	1,806.5	1,444.7	–20.0%
Hong Kong SAR	68	74	67.6%	11	6	1	8.8%	321.5	326.0	1.4%
India	153	185	55.7%	40	7	–1	20.9%	637.1	905.6	42.1%
Indonesia	24	28	82.1%	6	2	0	16.7%	123.9	182.3	47.1%
Japan	38	39	74.4%	7	6	0	2.6%	147.8	177.3	20.0%
Malaysia	14	11	36.4%	0	2	–1	–21.4%	38.3	34.1	–11.0%
Philippines	14	16	50.0%	3	1	0	14.3%	41.4	49.2	18.8%
Singapore	41	47	66.0%	7	4	3	14.6%	135.8	155.5	14.5%
South Korea	32	38	50.0%	8	2	0	18.8%	86.4	105.0	21.5%
Taiwan	46	47	63.8%	2	1	0	2.2%	122.4	137.3	12.2%
Thailand	28	26	53.9%	0	2	0	–7.1%	100.7	84.7	–15.9%
Total	**1,019**	**981**	**77.7%**	**129**	**166**	**–1**	**–3.7%**	**3,735.3**	**3,803.5**	**1.8%**

Source: UBS / PwC Billionaires database and wealth assessment methodology.

Turning to EMEA, Western Europe's total billionaire wealth rose by 16.0% to USD 2.7 trillion, due in part to a rise of almost a quarter (23.8%) for Swiss billionaires. The number of Western European billionaires climbed from 456 to 495.

Wealth tracker – EMEA: Western Europe

Market	No. of billionaires 2023	No. of billionaires 2024	% of self-mades 2024	New 2024	Dropout 2024	Movers 2024	Growth in % (no. billionaires)	Wealth 2023 (USD bn)	Wealth 2024 (USD bn)	Growth in %
Austria	12	9	55.6%	0	3	0	–25.0%	76.6	78.3	2.2%
Denmark	7	8	0.00%	1	0	0	14.3%	40.9	49.1	20.0%
Finland	7	7	42.9%	0	0	0	0.0%	14.0	14.9	6.4%
France	34	46	52.2%	12	0	0	35.3%	501.6	576.5	14.7%
Germany	109	117	28.2%	12	4	0	7.3%	496.5	546.2	10.0%
Ireland	4	4	75.0%	0	0	0	0.0%	9.6	10.4	8.3%
Italy	56	62	41.9%	8	2	0	10.7%	162.3	199.8	23.1%
Netherlands	10	11	72.7%	1	0	0	10.0%	24.7	27.5	11.3%
Norway	9	9	55.6%	0	0	0	0.0%	27.1	30.2	11.4%
Spain	24	27	44.4%	3	0	0	12.5%	129.4	175.4	35.5%
Sweden	26	28	42.9%	6	4	0	7.7%	90.9	111.7	22.9%
Switzerland	75	85	56.5%	10	2	2	13.3%	400.9	496.4	23.8%
United Kingdom	83	82	72.0%	2	1	–2	–1.2%	380.6	417.5	9.7%
Total	**456**	**495**	**48.1%**	**55**	**16**	**0**	**8.6%**	**2,355.1**	**2,732.9**	**16.0%**

Source: UBS / PwC Billionaires database and wealth assessment methodology.

Within the Middle East and Africa, UAE billionaires' aggregate wealth rose by 39.5% to USD 138.7 billion, with the number of billionaires growing by one to 18. In total, EMEA's billionaire wealth grew by 17.0% to USD 3.7 trillion and the number of billionaires increased by 70 to 728.

New billionaires are mainly entrepreneurs

The year's new billionaires were mainly self-made. People becoming billionaires for the first time numbered 268, with 60% of them entrepreneurs. That reverses the position in last year's report when most new billionaires were multi-generational billionaires inheriting money. As the great wealth transition gains momentum, though, we expect the proportion of multigenerational billionaires to increase.

Wealth tracker – MEA

Market	No. of billionaires 2023	No. of billionaires 2024	% of self-mades 2024	New 2024	Dropout 2024	Movers 2024	Growth in % (no. billionaires)	Wealth 2023 (USD bn)	Wealth 2024 (USD bn)	Growth in %
Egypt	4	4	50.0%	0	0	0	0.0%	13.5	15.1	11.9%
Israel	26	32	84.4%	6	0	0	23.1%	72.5	85.6	18.1%
Lebanon	2	2	100.0%	0	0	0	0.0%	5.6	5.6	0.0%
Nigeria	3	4	75.0%	1	0	0	33.3%	28.5	26.7	–6.3%
Saudi Arabia	6	6	100.0%	0	0	0	0.0%	34.0	38.0	11.8%
South Africa	5	6	66.7%	1	0	0	20.0%	25.6	29.4	14.8%
United Arab Emirates	17	18	72.2%	3	1	–1	5.9%	99.4	138.7	39.5%
Total	**63**	**72**	**79.2%**	**11**	**1**	**–1**	**14.3%**	**279.1**	**339.1**	**21.5%**

Source: UBS / PwC Billionaires database and wealth assessment methodology.

4

Looking to the next 10 years, billionaires face an uncertain world. It's clear that governments must balance fiscal rectitude with mounting spending requirements, not least those associated with ageing populations. At the same time, geopolitical tensions will remain high, with ongoing barriers to international trade. Against this backdrop, billionaire entrepreneurs will need the distinctive traits that we identified as key to their success in a previous issue of this report: smart risk-taking, business focus and determination.[16]

Industries of the future

Learning from the past 10 years of this report, we expect that risk-taking billionaires will be at the forefront of creating two technology-related industries of the future already taking shape: generative AI and renewables / electrification. This year's report shows how tech's CEO founders are already leading the way, pursuing their visions with high conviction and an appetite for risk. In this time of rapid change, the roster of billionaires may be subject to a high degree of churn.

Toward a continuum of impact

Anticipate a still greater emphasis on being more strategic about driving impact, with a continuum across all activities: philanthropy, investment and business. Taking into account the wealth transfer to come, more capital is likely to be dedicated to having a positive impact in the areas billionaires care about such as education, the local community and healthcare. Better planning and strategy should result in a better return on investment.

Wealth plans for complex, mobile families

In a world where billionaires' families are more complex and mobile, wealth planning will continue to evolve. It will continue to stress simplicity that allows for the flexibility required by multilayered families living around the world, who may choose to move country from time to time. But

Outlook

there will also be a sharper focus on the needs of individual family members, recognizing that everyone has different strengths and ambitions. Family governance will remain key, especially involving the next generations.

USD 6.3 trillion baby boomer wealth transfer
In the 10 years of our study, multigenerational billionaires have inherited a total of USD 1.3 trillion. Naturally, this amount understates the total inheritance as many heirs have not themselves become billionaires. Looking forward, we calculate that billionaires aged 70 or more will transfer USD 6.3 trillion over the next 15 years, mainly to families but also chosen causes. That is higher than 2023's estimate of USD 5.2 trillion over 20–30 years, due to asset price inflation and the ageing of billionaires.

End note
Over the past 10 years, we've worked closely with our clients to understand and chronicle the trends emerging in billionaire wealth through this report. This has provided a launchpad for helping clients take advantage of opportunities while managing risks – whether in business or investment, family or impact.

The coming years will bring fresh challenges, many of them captured here. We hope providing such wealth intelligence here and throughout our entire firm will help our clients to master these challenges and support their success.

[16] The billionaire effect, 2019.

Methodology and glossary

This is the tenth of our reports covering billionaires, focusing on their wealth and ambitions during an era of historic wealth generation, business innovation and impact philanthropy. This report surveys the views of a sample of UBS's billionaire clients across the world's main regions. Separately, PwC has tracked the wealth of more than 2,500 billionaires across the Americas, EMEA and APAC (47 markets), focusing on the 10 years to 2 April 2024. The results of our research have been analyzed by UBS subject matter experts.

UBS billionaire survey

UBS conducted an online survey of billionaire clients booked in Switzerland, Europe (excl. Switzerland), Singapore, Hong Kong, and the United States between 18 June and 30 September 2024. The total sample size was 82 respondents. (Please note when reading the charts that in some instances the data may not appear to add up correctly because we have added the figures together to two decimal places, which can result in slight variations.)

Billionaire industry index

The Billionaire industry index is computed from wealth data of billionaires (1995–2024), segregated into nine industry sectors. This data undergoes normalization (via annual mean wealth computation per sector) and standardization (to remove weighting effects). Outliers beyond 2.5% of the norm are excluded to ensure normal distribution. Annual industry growth patterns, following normalization and standardization, form the basis of index construction (base 100).

This method offers a statistically robust depiction of industry-specific wealth distribution and growth, thereby creating an impartial comparative platform.

Industry glossary

1. Consumer and retail: appliances, car dealership, cosmetics, department stores, fashion and accessories, food and beverages, furniture, personal care, sports-wear, super / hyper market chain.
2. Entertainment and media: film and streaming, gambling and casinos, live entertainment, media and tele-communication, music, online dating, sports, video games.
3. Financial services: accounting services, asset management, credit services, cryptocurrencies, hedge funds, insurance, investments, M&A transactions, mutual funds, private equity, venture capital.
4. Healthcare: animal health, biomedical services, drug stores, hospitals and clinics, hygiene, laboratory, medical equipment, medical patents, nutrition, optical and hearing services, pharmaceuticals.
5. Industrials: aerospace, automotive, construction, electrical equipment, manufacturing, packaging
6. Materials: commodities and agriculture, energy, manufacturing and distribution, plastic, raw material extraction, textiles.
7. Other / diversified: art, commercial aviation, education, hospitality, human resources, security, shipping and delivery, storage, tourism.
8. Real estate: hotels, industrial (malls, offices), real estate services, residential, special purpose (i.e., ports).
9. Technology: artificial intelligence, cloud services, cyber-security, data analytics, e-commerce, fintech, internet, mobile applications, social media, software, 3D printing.

About us

Managing wealth is our craft
With UBS, you'll benefit from over 160 years of experience helping our clients pursue what matters most to them – in life and in business.

We'll get to know you and what you want to achieve, then craft personalized financial solutions that help protect and grow your wealth, powered by insights from our award-winning Chief Investment Office.

And as a leading and truly global wealth manager, we can connect you with peers, leaders and experts: people who can inspire and empower you to achieve your ambitions.

Helping you make the most of your life by taking care of your wealth. That's what wealth management means to us. Because at UBS, wealth management isn't just one thing we do. It's who we are.

Find out more about how we can help you at **ubs.com/uhnw.**

UBS Evidence Lab

UBS Evidence Lab is a team of alternative data experts who work across numerous specialized areas creating insight-ready datasets. The experts turn data into evidence by applying a combination of tools and techniques to harvest, cleanse, and connect billions of data items each month. The library of assets, covering 1000s of companies of all sizes, across all sectors and regions, is designed to help investors answer the questions that matter to their investment analysis.

For media enquiries please contact:

Serge Steiner, UBS Media Relations,
+41 (0)44 234 18 24,
serge.steiner@ubs.com

Acknowledgements

Project team UBS
Matthew Carter
Maximilian Kunkel
Chrissie Loedolff
Gala Mora
Eric Schatz
Judy Spalthoff
Anthi Spiliakopoulou
Michael Viana

Research team
Stephanie Perryfrost, UBS Evidence Lab
Gabriele Schmidt, UBS Global Wealth Management

Farner Consulting AG
Toby Felder
Daniel Jörg
Nadine Sperb
Marion Wehrli

Data analysis
Andrea Colosio, PwC Switzerland Financial Services
Lucia Lis, PwC Switzerland Financial Services

Editor
Rupert Bruce, Clerkenwell Consultancy

Design

Farner Consulting AG
Fabian Bertschinger
Manuel Griestock
Lukas Schnider
Fabian Sigg

Disclaimer

This document has been prepared by UBS Group AG, it's subsidiary or affiliate ("UBS").

Certain information and data herein have been sourced from Forbes Media LLC.

This document and the information contained herein are provided solely for information and UBS marketing purposes. Nothing in this document constitutes investment research, investment advice, a sales prospectus, or an offer or solicitation to engage in any investment activities. The document is not a recommendation to buy or sell any security, investment instrument, or product, and does not recommend any specific investment program or service.

Information contained in this document has not been tailored to the specific investment objectives, personal and financial circumstances, or particular needs of any individual client. Certain investments referred to in this document may not be suitable or appropriate for all investors. In addition, certain services and products referred to in the document may be subject to legal restrictions and / or license or permission requirements and cannot therefore be offered worldwide on an unrestricted basis. No offer of any interest in any product will be made in any jurisdiction in which the offer, solicitation, or sale is not permitted, or to any person to whom it is unlawful to make such offer, solicitation, or sale.

Although all information and opinions expressed in this document were obtained in good faith from sources believed to be reliable, no representation or warranty, express or implied, is made as to the document's accuracy, sufficiency, completeness or reliability. All information and opinions expressed in this document are subject to change without notice and may differ from opinions expressed by other business areas or divisions of UBS. UBS is under no obligation to update or keep current the information contained herein.

All pictures or images ("images") herein are for illustrative, informative or documentary purposes only, in support of subject analysis and research. Images may depict objects or elements which are protected by third-party copyright, trademarks and other intellectual property rights. Unless expressly stated, no relationship, association, sponsorship or endorsement is suggested or implied between UBS and these third parties.

Any charts and scenarios contained in the document are for illustrative purposes only. Some charts and / or performance figures may not be based on complete 12-month periods which may reduce their comparability and significance. Historical performance is no guarantee for, and is not an indication of future performance.

Nothing in this document constitutes legal or tax advice. UBS and its employees do not provide legal or tax advice. This document may not be redistributed or reproduced in whole or in part without the prior written permission of UBS. To the extent permitted by the law, neither UBS nor any of its directors, officers, employees or agents accept or assume any liability, responsibility or duty of care for any consequences, including any loss or damage, of you or anyone else acting, or refraining to act, in reliance on the information contained in this document or for any decision based on it.

Important information in the event this document is distributed to US Persons or into the United States

Wealth Management Services in the United States are provided by UBS Financial Services Inc., which is registered with the U.S. Securities and Exchange Commission as a broker-dealer and investment advisor, and offering securities, trading, brokerage and related products and services. As a firm providing wealth management services to clients, UBS Financial Services Inc. offers investment advisory services in its capacity as an SEC-registered investment adviser and brokerage services in its capacity as an SEC-registered broker-dealer. Investment advisory services and brokerage services are separate and distinct, differ in material ways and are governed by different laws and separate arrangements. It is important that you understand the ways in which we conduct business, and that you carefully read the agreements and disclosures that we provide to you about the products or services we offer. For more information, please review client relationship summary provided at ubs.com/relationshipsummary. UBS Financial Services Inc. is a subsidiary of UBS Group AG. Member FINRA / SIPC.

Important information in the event this document is distributed by the following domestic businesses (which have separate local entities to that of the location that prepared the material)

Australia This publication is distributed by UBS AG Australia Branch AFSL 231087 incorporated in Switzerland with limited liability and is intended for exclusive use by recipients who qualify as wholesale clients as that term is defined in the Corporations Act 2001 (Cth).

Bahrain UBS is a Swiss bank not licensed, supervised or regulated in Bahrain by the Central Bank of Bahrain and does not undertake banking or investment business activities in Bahrain. Therefore, Clients have no protection under local banking and investment services laws and regulations.

Brazil This publication is not intended to constitute a public offer under Brazilian law or a research analysis report as per the definition contained under the Comissão de Valores Mobiliários ("CVM") Instruction 598 / 2018. It is distributed only for information purposes by UBS Brasil Administradora de Valores Mobiliários Ltda. and / or of UBS Consenso Investimentos Ltda., entities regulated by CVM.

Canada In Canada, this publication is distributed by UBS Investment Management Canada Inc. (UBS Wealth Management Canada). UBS Wealth Management is a registered trademark of UBS AG. UBS Bank (Canada) is a subsidiary of UBS AG. Investment advisory and portfolio management services are provided through UBS Investment Management Canada Inc., a wholly-owned subsidiary of UBS Bank (Canada). UBS Investment Management Canada Inc. is a registered portfolio manager and exempt market dealer in all the provinces with the exception of P.E.I. and the territories. All information and opinions as well as any figures indicated during the event are subject to change without notice. At any time UBS AG ("UBS") and other companies in the UBS group (or employees thereof) may have a long or short position, or deal as principal or agent, in relevant securities or provide advisory or other services to the issuer of relevant securities or to a company connected with an issuer. Some investments may not be readily realizable since the market in the securities is illiquid and therefore valuing the investment and identifying the risk to which you are exposed may be difficult to quantify. Past performance of investments is not a guarantee of future results and the value of investments may fluctuate over time. For clients and prospective clients of UBS Bank (Canada) and UBS Investment Management Canada Inc., please note that this event has no regard to the specific investment objectives, financial situation or particular needs of any recipient. Neither UBS Bank (Canada) nor UBS Investment Management Canada Inc. is acting as an advisor or fiduciary to or for any participant in this event unless otherwise agreed in writing. Not all products or services may be available at UBS Bank (Canada). Some products and services may be legally restricted for residents of certain countries. For more information on our products and services, visit https://www.ubs.com/ca/en/wealth_management/planning_life.html. UBS does not provide tax or legal advice and you should consult your own independent advisors for specific advice based on your specific circumstances before entering into or refraining from entering into any investment. You agree that you have provided your express consent to receive commercial electronic messages from UBS Bank (Canada), and any other UBS entity within the UBS global group of companies, with respect to this and other similar UBS events and to receipt of information on UBS products and services. You acknowledge and understand that this consent to electronic correspondence may be withdrawn by you at any time. For further information regarding how you may unsubscribe your consent, please contact your UBS Advisor or UBS Bank (Canada) directly at 1-800-268-9709 or https://www.ubs.com/ca/en/wealth_ management/your_relationship/how_to_get/wealth_management.html. This document may not be reproduced or copies circulated without prior written authorization of UBS.

Czech Republic UBS is not a licensed bank in Czech Republic and thus is not allowed to provide regulated banking or investment services in Czech Republic. This communication and / or material is distributed for marketing purposes and constitutes a "Commercial Message" under the laws of Czech Republic in relation to banking and / or investment services. Please notify UBS if you do not wish to receive any further correspondence.

Denmark This publication is not intended to constitute a public offer under Danish law. It is distributed only for information purposes by UBS Europe SE, filial af UBS Europe SE with place of business at Sankt Annae Plads 13, 1250 Copenhagen, Denmark, registered with the Danish Commerce and Companies Agency, under No. 38 17 24 33. UBS Europe SE, filial af UBS Europe SE is a branch of UBS Europe SE, a credit institution constituted under German law in the form of a Societas Europaea which is authorized by the German Federal Financial Supervisory Authority (Bundesanstalt für Finanzdienstleistungsaufsicht, BaFin), and is subject to the joint supervision of the European Central Bank, the German Central Bank (Deutsche Bundesbank) and the BaFin. UBS Europe SE, filial af UBS Europe SE is furthermore supervised by the Danish Financial Supervisory Authority (Finanstilsynet), to which this publication has not been submitted for approval.

France This publication is not intended to constitute a public offer under French law. It is distributed only for information purposes by UBS (France) S.A. UBS (France) S.A. is a French "société anonyme" with share capital of € 132,975,556, at 69, boulevard Haussmann, F-75008 Paris, R.C.S. Paris B 421 255 670. UBS (France) S.A. is a provider of investment services duly authorized according to the terms of the "Code monétaire et financier," regulated by French banking and financial authorities as the "Autorité de contrôle prudentiel et de résolution."

Germany This publication is not intended to constitute a public offer under German law. It is distributed only for information purposes by UBS Europe SE, Germany, with place of business at Bockenheimer Landstrasse 2–4, 60306 Frankfurt am Main. UBS Europe SE is a credit institution constituted under German law in the form of a Societas Europaea, duly authorized by the European Central Bank ("ECB"), and supervised by the ECB, the German Central Bank (Deutsche Bundesbank) and the German Federal Financial Services Supervisory Authority (Bundesanstalt für Finanzdienstleistungsaufsicht), to which this publication has not been submitted for approval.

Greece UBS AG and its subsidiaries and affiliates (UBS) are premier global financial services firms offering wealth management services to individual, corporate and institutional investors. UBS AG and UBS Switzerland AG are established in Switzerland and operate under Swiss law. UBS AG operates in over 50 countries and from all major financial centers. UBS is not licensed as a bank or financial institution under Greek legislation and does not provide banking and financial services in Greece. Consequently, UBS provides such services from branches outside of Greece, only.

Hong Kong SAR This publication is distributed by UBS AG Hong Kong SAR Branch. UBS AG Hong Kong SAR Branch is incorporated in Switzerland with limited liability.

Indonesia, Malaysia, Philippines, Thailand, Singapore This communication and any offering material term sheet, research report, other product or service documentation or any other information (the "Material") sent with this communication was done so as a result of a request received by UBS from you and / or persons entitled to make the request on your behalf. Should you have received the Material erroneously, UBS asks that you kindly delete the e-mail and inform UBS immediately. The Material, where provided, was provided for your information only and is not to be further distributed in whole or in part in or into your jurisdiction without the consent of UBS. The Material may not have been reviewed, approved, disapproved or endorsed by any financial or regulatory authority in your jurisdiction. UBS has not, by virtue of the Material, made available, issued any invitation to subscribe for or to purchase any investment (including securities or products or futures contracts). The Material is neither an offer nor a solicitation to enter into any transaction or contract (including future contracts) nor is it an offer to buy or to sell any securities or products. The relevant investments will be subject to restrictions and obligations on transfer as set forth in the Material, and by receiving the Material you undertake to comply fully with such restrictions and obligations. You should carefully study and ensure that you understand and exercise due care and discretion in considering your investment objective, risk appetite and personal circumstances against the risk of the investment. You are advised to seek independent professional advice in case of doubt. Any and all advice provided on and / or trades executed by UBS pursuant to the Material will only have been provided upon your specific request or executed upon your specific instructions, as the case may be, and may be deemed as such by UBS and you.

Israel UBS is a premier global financial firm offering wealth management, asset management and investment banking services from its headquarters in Switzerland and its operations in over 50 countries worldwide to individual, corporate and institutional investors. In Israel, UBS Switzerland AG is registered as Foreign Dealer in cooperation with UBS Wealth Management Israel Ltd., a wholly-owned UBS subsidiary. UBS Wealth Management Israel Ltd. is a Portfolio Manager licensee which engages also in Investment Marketing and is regulated by the Israel Securities Authority. This publication is intended for information only and is not intended as an offer to buy or a solicitation of an offer. Furthermore, this publication is not intended as an investment advice and / or investment marketing and is not replacing any investment advice and / or investment marketing provided by the relevant licensee which is adjusted to each person's needs. Kindly note that certain products and services are subject to legal restrictions and cannot be offered worldwide on an unrestricted basis.

Italy This publication is not intended to constitute a public offer under Italian law. It is distributed only for information purposes by UBS Europe SE, Succursale Italia, with place of business at Via del Vecchio Politecnico, 3, 20121 Milano. UBS Europe SE, Succursale Italia is subject to the joint supervision of the European Central Bank ("ECB"), the German Central Bank (Deutsche Bundesbank), the German Federal Financial Services Supervisory Authority (Bundesanstalt für Finanzdienstleistungsaufsicht), as well as of the Bank of Italy (Banca d'Italia) and the Italian Financial Markets Supervisory Authority (CONSOB – Commissione Nazionale per le Società e la Borsa), to which this publication has not been submitted for approval. UBS Europe SE is a credit institution constituted under German law in the form of a Societas Europaea, duly authorized by the ECB.

Jersey UBS AG, Jersey Branch, is regulated and authorized by the Jersey Financial Services Commission for the conduct of banking, funds and investment business. Where services are provided from outside Jersey, they will not be covered by the Jersey regulatory regime or the Depositors Compensation Scheme. UBS AG, Jersey Branch is a branch of UBS AG, a public company limited by shares, incorporated in Switzerland whose registered offices are at Aeschenvorstadt 1, CH-4051 Basel, and Bahnhofstrasse 45, CH-8001 Zurich. UBS AG, Jersey Branch's principal place of business is 1, IFC Jersey, St Helier, Jersey, JE2 3BX.

Luxembourg This publication is not intended to constitute a public offer under Luxembourg law. It is distributed only for information purposes by UBS Europe SE, Luxembourg Branch ("UBS"), R.C.S. Luxembourg n° B209123, with registered office at 33A, Avenue J. F. Kennedy, L-1855 Luxembourg. UBS is a branch of UBS Europe SE, a credit institution constituted under German law in the form of a Societas Europaea (HRB n° 107046), with registered office at Bockenheimer Landstrasse 2–4, D-60306 Frankfurt am Main, Germany, duly authorized by the German Federal Financial Supervisory Authority (Bundesanstalt für Finanzdienstleistungsaufsicht – "BaFin") and subject to the joint prudential supervision of BaFin, the Central Bank of Germany (Deutsche Bundesbank) and the European Central Bank. UBS is furthermore supervised by the Luxembourg prudential supervisory authority (Commission de Surveillance du Secteur Financier), in its role as host member state authority. This publication has not been submitted for approval to any public supervisory authority.

Mexico UBS Asesores México, S.A. de C.V. ("UBS Asesores"), is an affiliate of UBS Switzerland AG, incorporated as a nonindependent investment advisor under the Securities Market Law, due to the relation with a Foreign Bank. UBS Asesores was incorporated under the Securities Market Law. UBS Asesores is a regulated entity and it is subject to the supervision of the Mexican Banking and Securities Commission (Comisión Nacional Bancaria y de Valores, "CNBV") which exclusively regulates UBS Asesores regarding the rendering of portfolio management services when investment decisions are taken on behalf of the client, as well as on securities investment advisory services, analysis and issuance of individual investment recommendations, so that the CNBV has no surveillance facilities nor may have over any other service provided by UBS Asesores. UBS Asesores is registered before the CNBV under Registry number 30060. Such registry will not assure the accuracy or veracity of the information provided to its clients. UBS Asesores is not part of any Mexican financial group, is not a bank and does not receive deposits or hold securities. UBS Asesores does not offer guaranteed returns. UBS Asesores has revealed any conflict of interest that it is aware of. UBS Asesores does not advertise any banking services and can only charge the commissions expressly agreed with their clients for the investment services actually rendered. UBS Asesores receives commissions from issuers or local or foreign financial intermediaries that provide services to its clients. You are being provided with this UBS publication or material because you have indicated to UBS Asesores that you are a Sophisticated Qualified Investor located in Mexico.

Monaco This document is not intended to constitute a public offering or a comparable solicitation under the Principality of Monaco laws, but might be made available for information purposes to clients of UBS (Monaco) SA, a regulated bank which has its registered office at 2, avenue de Grande Bretagne, 98000-Monaco, and is under the supervision of the "Autorité de Contrôle Prudentiel et de Résolution" (ACPR) for banking activities and under the supervision of the "Commission de Contrôle des Activités Financières" for financial activities. The latter has not approved this publication.

Nigeria UBS AG and its branches and subsidiaries (UBS) are not licensed, supervised or regulated in Nigeria by the Central Bank of Nigeria (CBN) or the Nigerian Securities and Exchange Commission (SEC) and do not undertake banking or investment business activities in Nigeria.

Panama UBS AG Oficina de Representación es regulada y supervisada por la Superintendencia de Bancos de Panamá. Licencia para operar como Oficina de Representación Resolución S.B.P. No 017-2007. UBS Switzerland AG Oficina de Representación es regulada y supervisada por la Superintendencia de Bancos de Panamá. Licencia para operar como Oficina de Representación Resolución S.B.P. No. 0178-2015.

Portugal UBS is not licensed to conduct banking and financial activities in Portugal nor is UBS supervised by the Portuguese Regulators (Bank of Portugal "Banco de Portugal" and Portuguese Securities Exchange Commission "Comissão do Mercado de Valores Mobiliários").

Russia UBS Switzerland AG is not licensed to provide regulated banking and / or financial services in Russia. Information contained in this document refers to products and services exclusively available through and provided by UBS Switzerland AG in Switzerland or another UBS entity domiciled outside Russia. UBS employees travelling to Russia are neither authorized to conclude contracts nor to negotiate terms thereof while in Russia. Contracts only become binding on UBS once confirmed in Switzerland or in the location where the UBS entity is domiciled. The Wealth Management Advisory Office within OOO UBS Bank does not provide services for which banking license is required in Russia. Certain financial instruments can be offered in Russia only to the qualified investors. Any attachments and documents with reference to the specific financial instruments do not constitute a personal investment recommendation under Russian law.

Singapore This publication is distributed by UBS AG Singapore Branch. Clients of UBS AG Singapore Branch are asked to please contact UBS AG Singapore Branch, an exempt financial advisor under the Singapore Financial Advisers Act (Cap. 110) and a wholesale bank licensed under the Singapore Banking Act (Cap. 19) regulated by the Monetary Authority of Singapore, in respect of any matters arising from, or in connection with, the analysis or report.

Spain This publication is not intended to constitute a public offer under Spanish law. It is distributed only for information purposes by UBS Europe SE, Sucursal en España, with place of business at Calle María de Molina 4, C.P. 28006, Madrid. UBS Europe SE, Sucursal en España is subject to the joint supervision of the European Central Bank ("ECB"), the German Central Bank (Deutsche Bundesbank), the German Federal Financial Services Supervisory Authority (Bundesanstalt für Finanzdienstleistungsaufsicht), as well as of the Spanish supervisory authority (Banco de España), to which this publication has not been submitted for approval. Additionally it is authorized to provide investment services on securities and financial instruments, regarding which it is supervised by the Comisión Nacional del Mercado de Valores as well. UBS Europe SE, Sucursal en España is a branch of UBS Europe SE, a credit institution constituted under German law in the form of a Societas Europaea, duly authorized by the ECB.

Sweden This publication is not intended to constitute a public offer under Swedish law. It is distributed only for information purposes by UBS Europe SE, Sweden Bankfilial, with place of business at Regeringsgatan 38, 11153 Stockholm, Sweden, registered with the Swedish Companies Registration Office under Reg. No 516406-1011. UBS Europe SE, Sweden Bankfilial is a branch of UBS Europe SE, a credit institution constituted under German law in the form of a Societas Europaea which is authorized by the German Federal Financial Supervisory Authority (Bundesanstalt für Finanzdienstleistungsaufsicht, BaFin), and is subject to the joint supervision of the European Central Bank, the German Central Bank (Deutsche Bundesbank) and the BaFin. UBS Europe SE, Sweden Bankfilial is furthermore supervised by the Swedish supervisory authority (Finansinspektionen), to which this publication has not been submitted for approval.

Taiwan This material is provided by UBS AG, Taipei Branch in accordance with laws of Taiwan, in agreement with or at the request of clients / prospects.

UAE / DIFC UBS is not licensed in the UAE by the Central Bank of UAE or by the Securities & Commodities Authority. The UBS AG Dubai Branch is licensed in the DIFC by the Dubai Financial Services Authority as an authorized firm.

UK This document is issued by UBS Wealth Management, a division of UBS AG which is authorized and regulated by the Financial Market Supervisory Authority in Switzerland. In the United Kingdom, UBS AG is authorized by the Prudential Regulation Authority and is subject to regulation by the Financial Conduct Authority and limited regulation by the Prudential Regulation Authority. Details about the extent of regulation by the Prudential Regulation Authority are available from us on request.

Ukraine UBS is a premier global financial services firm offering wealth management services to individual, corporate and institutional investors. UBS is established in Switzerland and operates under Swiss law and in over 50 countries and from all major financial centers. UBS is not registered and licensed as a bank / financial institution under Ukrainian legislation and does not provide banking and other financial services in Ukraine. UBS has not made, and will not make, any offer of the mentioned products to the public in Ukraine. No action has been taken to authorize an offer of the mentioned products to the public in Ukraine and the distribution of this document shall not constitute financial services for the purposes of the Law of Ukraine "On Financial Services and State Regulation of Financial Services Markets" dated 12 July 2001. Any offer of the mentioned products shall not constitute public offer, circulation, transfer, safekeeping, holding or custody of securities in the territory of Ukraine. Accordingly, nothing in this document or any other document, information or communication related to the mentioned products shall be interpreted as containing an offer, a public offer or invitation to offer or to a public offer, or solicitation of securities in the territory of Ukraine. Electronic communication must not be considered as an offer to enter into an electronic agreement or other electronic instrument ("електронний правочин") within the meaning of the Law of Ukraine "On Electronic Commerce" dated 3 September 2015. This document is strictly for private use by its holder and may not be passed on to third parties or otherwise publicly distributed.

© UBS 2024. The key symbol and UBS are among the registered and unregistered trademarks of UBS. All rights reserved.

3997083

UBS Switzerland AG
P.O. Box
8098 Zurich

ubs.com/billionaires

© UBS 2024. The key symbol and UBS are among the registered and unregistered trademarks of UBS.
All rights reserved.